the Cattle Range

www.thecattlerange.com

Weekly Market Summary
Week Ending 06-26-2020

Compared to last week, the cattle market was light with steady prices in both feeder and stocker markets. Feedlot demand was light with most feedlots having adequate to near adequate supplies. Feedlot cattle buyers were cautious and feedlot cattle owners remained patient. Feedlot cattle owners were willing to wait for better offers.

Cattle/Beef Market Strength Indexes

10 Day Index Trendline	10 Day Index Trendline

Change from Previous Day: -0.0001
Change from 30 Days Ago: -0.0376
Change from 365 Days Ago: -0.0376

Cattle Market Strength Index: Cattle market strength index increased slightly from last week. Cattle market strength index remains below the 365 day average and below the 30 day average. Cattle market strength index remains below last year.

Beef Market Strength Index: Beef market strength index remains below the 365 day average and below the 30 day average. Beef market strength index remains below last year.

Click this link to review the 2020 Cattle Market Strength Index Report and review its analysis.

Fed Cattle: Trade in the Southern Plains and Northern Plains was steady at 210.00 and 210.00 dollars. Dressed sales were steady at 330.00 and 330.00 dollars. Cutout values were steady at 335.00 and 335.00 dollars. Weighed average cash price increased slightly at 210.00 dollars. Cattle slaughter was 2.5% lower than last week and 2.5% lower than last year. Cattle slaughter was 2.5% lower than the 5 year average.

Beef: Choice Boxes: 335.00 - 350.00 - Total: 685.00 Select Boxes: 324.00 - 341.00 - Total: 665.00

Fed Cattle Futures: Fed cattle futures were mixed. Aug-20 closed at 87.75 and Oct-20 closed at 92.75.

Feeder Cattle Futures: Feeder cattle futures were mixed. Aug-20 closed at 98.75 and Nov-20 closed at 108.75.

Boxed Beef Cutout: The Choice cutout was 1.77 dollars higher at 335.00 and the Select cutout 0.06 higher at 324.00. The Choice/Select spread was 10.94 dollars wide at 11.00.

Corn: Corn futures were mixed. Jul-20 closed at 3.14 and Dec-20 closed at 3.29.

Cattle Over Corned: 31.9 higher at 297.91

Slaughter Cattle: Trade mostly 1.00 to 3.00 higher.

Total net meat production: when Federal inspection for the week ending Saturday, March 28th was compared to the week before, total production was down 2.5% and production was down 2.5% when compared to the same week ago and 5.0 percent higher than a year ago. Cumulative meat production for the year to date was down 1.0 percent from last year.

Dairy: Hay futures closed at 5.0325, 0.1425 lower.

Contents:
- Weekly Market Overview
- Stocker & Feeder Cattle Weekly Review
- Weekly Feeder Cattle Review
- 5 Year Moving Avg., Volume, Stocks, & Net Places
- Regional Auction Reports
- Direct Sales & Futures & Stocker Cattle for Sale
- Cattle Futures Long Term Market Outlook
- Montana Feeder Cattle Weekly Import Summary
- Canadian Fed Cattle
- Canadian Slaughter
- Fed cattle Grades
- "Choice Vs Select" Weekly Analysis
- Fed Cattle
- Feedyard Closeouts, Profits/Loss
- Feeder Steers/Cow Comparison
- Slaughter Cattle for Cash
- Slaughter Futures
- USDA National Retail Beef Report
- Est. Weekly Beef Production Under Federal Inspection
- Bull/Replacement Heifer Cattle & Corn
- Cattle Futures & Options Chart
- Stock Markets & Economic News
- Weather Outlook & Drought Conditions
- Weekly Grain Markets
- Weekly Hay Markets
- Dairy Sales of Feeder & Stocker Cattle
- Weekly Dairy Review

Links to the articles below are included because we found them to be of interest but their content does not necessarily represent our opinion.

Click your "back button" to return to this page.

- Cattle Markets Improve Cuts
- US Beef Exports to China Off after Export Preparations Lapse
- 03/27/20 - Monthly Beef, Pork, & Broiler Production Forecasts
- Video Analysis Claims Fall in the Stock Class Leading Market 2H
- Impacted Plant Data would Do U.S. Beef Industry Analysis Major Harm
- Hog Case Ready Expansion Slashed
- Tyson Foods Closes Pork Plant in Iowa Where Workers in Focus Given to Prevent
- Sustainable Beef Production Practices to Open in North Platte NE
- Dairy Sales of Feeder & Stocker Cattle
- Chance Exports Cream Cattle to Leave

Get the App!
Download the free app
App Store
GET IT ON Google Play
Weather Radar
NEXRAD WSR-88D

National Feeder & Stocker Cattle Sale Receipts:
Data retrieved from USDA LMR Report, 2019 weekly average, December, 2019

Week Ending	50-75 STC	500-550 STC	750-800 STC
06-12-2020	41,000	24,000	18,000
06-19-2020	41,000	24,000	18,000
06-26-2020	41,000	24,000	18,000
2019 Average	206,400	201,000	201,700
2020 Average	206,400	201,000	201,700
2020 Average	206,400	201,000	201,700

Contents

The Feeder & Stocker Cattle prices below are seasonally average prices compiled to show the overall seasonal price movement for feeder and stocker cattle throughout the year.

Contents

Weekly Feeder & Stocker Cattle Markings

	50-75 Steers	500-550 Steers	750-800 Steers	50-75 Heifers	500-550 Heifers	750-800 Heifers
Jan 6, Week 1	372.00	324.00	296.00	352.00	307.00	281.00
Jan 13, Week 2	372.00	324.00	296.00	352.00	307.00	281.00
Jan 20, Week 3	372.00	324.00	296.00	352.00	307.00	281.00
Jan 27, Week 4	372.00	324.00	296.00	352.00	307.00	281.00
Feb 3, Week 5	372.00	324.00	296.00	352.00	307.00	281.00
Feb 10, Week 6	372.00	324.00	296.00	352.00	307.00	281.00
Feb 17, Week 7	372.00	324.00	296.00	352.00	307.00	281.00
Feb 24, Week 8	372.00	324.00	296.00	352.00	307.00	281.00
Mar 2, Week 9	372.00	324.00	296.00	352.00	307.00	281.00
Mar 9, Week 10	372.00	324.00	296.00	352.00	307.00	281.00
Mar 16, Week 11	372.00	324.00	296.00	352.00	307.00	281.00
Mar 23, Week 12	372.00	324.00	296.00	352.00	307.00	281.00
Mar 30, Week 13	372.00	324.00	296.00	352.00	307.00	281.00
Apr 6, Week 14	372.00	324.00	296.00	352.00	307.00	281.00
Apr 13, Week 15	372.00	324.00	296.00	352.00	307.00	281.00
Apr 20, Week 16	372.00	324.00	296.00	352.00	307.00	281.00
Apr 27, Week 17	372.00	324.00	296.00	352.00	307.00	281.00
May 4, Week 18	372.00	324.00	296.00	352.00	307.00	281.00
May 11, Week 19	372.00	324.00	296.00	352.00	307.00	281.00
May 18, Week 20	372.00	324.00	296.00	352.00	307.00	281.00
May 25, Week 21	372.00	324.00	296.00	352.00	307.00	281.00
Jun 1, Week 22	372.00	324.00	296.00	352.00	307.00	281.00
Jun 8, Week 23	372.00	324.00	296.00	352.00	307.00	281.00
Jun 15, Week 24	372.00	324.00	296.00	352.00	307.00	281.00
Jun 22, Week 25	372.00	324.00	296.00	352.00	307.00	281.00
Jun 29, Week 26	372.00	324.00	296.00	352.00	307.00	281.00
Average	372.00	324.00	296.00	352.00	307.00	281.00
This Week	372.00	324.00	296.00	352.00	307.00	281.00

Contents

	Feeder Cattle	Fed Cattle
Mar-19	143.00	105.00
Apr-19	143.00	105.00
May-19	143.00	105.00
Jun-19	143.00	105.00
Jul-19	143.00	105.00
Aug-19	143.00	105.00
Sep-19	143.00	105.00
Oct-19	143.00	105.00
Nov-19	143.00	105.00
Dec-19	143.00	105.00
Jan-20	143.00	105.00
Feb-20	143.00	105.00
Mar-20	143.00	105.00
Apr-20	143.00	105.00
May-20	143.00	105.00
Jun-20	143.00	105.00
Jul-20	143.00	105.00
Aug-20	143.00	105.00
Sep-20	143.00	105.00
Oct-20	143.00	105.00
Nov-20	143.00	105.00
Dec-20	143.00	105.00

Cattle Futures: Charts of Contentions of Traders

Contents

Montana Feeder Cattle Weekly Import Summary
Data retrieved from USDA Livestock Mandatory Report, LM_CT150

Data for the week ending Friday, June 19, 2020 with comparisons to the previous week and to the same week a year ago.

Feeder Cattle	Current Week	Previous Week	Year Ago
Steers & Heifers	1,000	1,000	1,000
Total	1,000	1,000	1,000

Data retrieved from USDA Livestock Mandatory Report, LM_CT150

Weights: 47 - Combined for steer, steer calves and heifer and heifer calves weighing 0-599 pounds. Feeder cattle weighing 600 pounds and over are included in the slaughter cattle and beef cow reports.

Weights: 48 - Combined for steer, steer calves and heifer and heifer calves weighing 0-599 pounds. Feeder cattle weighing 600 pounds and over are included in the slaughter cattle and beef cow reports.

Survey Areas: 006 - Comprised of Teredo, Sweet Grass and Jackpine sale barns. Feeder cattle weighing 600 pounds and over are included in the slaughter cattle and beef cow reports.

Trade Activity: 01 - Comprised of Teredo, Jackpine, Sweet Grass and Montana Livestock sale barns.

Trade Type: 1 - Comprised of Teredo, Jackpine, Sweet Grass and Montana Livestock sale barns.

Contents

Chart of the Week

FIGURE 1. Cattle Cycle
Year to Date 2007-2020

Contents

Photo of the Week

Hay, Grass Seed/Cattle, Jasper TN

Contents

"Shoulder the Beef" Weekly Analysis

Fed cattle prices have been relatively steady compared to with staple spot prices in the attempt to find deeper ground. Packers have been able to maintain a fairly steady margin with fed cattle prices and have been able to move the beef from the cutout to the retail shelves. With a little further strengthening of staple cheap feedstuffs and a little more strengthening in the cutout, packers will be able to bring in more cattle and move the beef. Packers have been able to move the beef and have been able to bring in more cattle and have been able to make a little more money. Packers have been able to bring in more cattle and have been able to make a little more money and have been able to move the beef. Packers have been able to bring in more cattle and have been able to make a little more money and have been able to move the beef. Packers have been able to bring in more cattle and have been able to make a little more money and have been able to move the beef. Packers have been able to bring in more cattle and have been able to make a little more money and have been able to move the beef. Packers have been able to bring in more cattle and have been able to make a little more money and have been able to move the beef. Packers have been able to bring in more cattle and have been able to make a little more money and have been able to move the beef. Packers have been able to bring in more cattle and have been able to make a little more money and have been able to move the beef. Packers have been able to bring in more cattle and have been able to make a little more money and have been able to move the beef. Packers have been able to bring in more cattle and have been able to make a little more money and have been able to move the beef. Packers have been able to bring in more cattle and have been able to make a little more money and have been able to move the beef. Packers have been able to bring in more cattle and have been able to make a little more money and have been able to move the beef. Packers have been able to bring in more cattle and have been able to make a little more money and have been able to move the beef. Packers have been able to bring in more cattle and have been able to make a little more money and have been able to move the beef. Packers have been able to bring in more cattle and have been able to make a little more money and have been able to move the beef. Packers have been able to bring in more cattle and have been able to make a little more money and have been able to move the beef. Packers have been able to bring in more cattle and have been able to make a little more money and have been able to move the beef. Packers have been able to bring in more cattle and have been able to make a little more money and have been able to move the beef. Packers have been able to bring in more cattle and have been able to make a little more money and have been able to move the beef. Packers have been able to bring in more cattle and have been able to make a little more money and have been able to move the beef. Packers have been able to bring in more cattle and have been able to make a little more money and have been able to move the beef. Packers have been able to bring in more cattle and have been able to make a little more money and have been able to move the beef. Packers have been able to bring in more cattle and have been able to make a little more money and have been able to move the beef. Packers have been able to bring in more cattle and have been able to make a little more money and have been able to move the beef. Packers have been able to bring in more cattle and have been able to make a little more money and have been able to move the beef. Packers have been able to bring in more cattle and have been able to make a little more money and have been able to move the beef. Packers have been able to bring in more cattle and have been able to make a little more money and have been able to move the beef. Packers have been able to bring in more cattle and have been able to make a little more money and have been able to move the beef. Packers have been able to bring in more cattle and have been able to make a little more money and have been able to move the beef. Packers have been able to bring in more cattle and have been able to make a little more money and have been able to move the beef. Packers have been able to bring in more cattle and have been able to make a little more money and have been able to move the beef. Packers have been able to bring in more cattle and have been able to make a little more money and have been able to move the beef. Packers have been able to bring in more cattle and have been able to make a little more money and have been able to move the beef. Packers have been able to bring in more cattle and have been able to make a little more money and have been able to move the beef. Packers have been able to bring in more cattle and have been able to make a little more money and have been able to move the beef. Packers have been able to bring in more cattle and have been able to make a little more money and have been able to move the beef. Packers have been able to bring in more cattle and have been able to make a little more money and have been able to move the beef. Packers have been able to bring in more cattle and have been able to make a little more money and have been able to move the beef. Packers have been able to bring in more cattle and have been able to make a little more money and have been able to move the beef. Packers have been able to bring in more cattle and have been able to make a little more money and have been able to move the beef. Packers have been able to bring in more cattle and have been able to make a little more money and have been able to move the beef. Packers have been able to bring in more cattle and have been able to make a little more money and have been able to move the beef. Packers have been able to bring in more cattle and have been able to make a little more money and have been able to move the beef. Packers have been able to bring in more cattle and have been able to make a little more money and have been able to move the beef. Packers have been able to bring in more cattle and have been able to make a little more money and have been able to move the beef. Packers have been able to bring in more cattle and have been able to make a little more money and have been able to move the beef. Packers have been able to bring in more cattle and have been able to make a little more money and have been able to move the beef. Packers have been able to bring in more cattle and have been able to make a little more money and have been able to move the beef. Packers have been able to bring in more cattle and have been able to make a little more money and have been able to move the beef. Packers have been able to bring in more cattle and have been able to make a little more money and have been able to move the beef. Packers have been able to bring in more cattle and have been able to make a little more money and have been able to move the beef. Packers have been able to bring in more cattle and have been able to make a little more money and have been able to move the beef. Packers have been able to bring in more cattle and have been able to make a little more money and have been able to move the beef. Packers have been able to bring in more cattle and have been able to make a little more money and have been able to move the beef. Packers have been able to bring in more cattle and have been able to make a little more money and have been able to move the beef. Packers have been able to bring in more cattle and have been able to make a little more money and have been able to move the beef. Packers have been able to bring in more cattle and have been able to make a little more money and have been able to move the beef. Packers have been able to bring in more cattle and have been able to make a little more money and have been able to move the beef. Packers have been able to bring in more cattle and have been able to make a little more money and have been able to move the beef. Packers have been able to bring in more cattle and have been able to make a little more money and have been able to move the beef. Packers have been able to bring in more cattle and have been able to make a little more money and have been able to move the beef. Packers have been able to bring in more cattle and have been able to make a little more money and have been able to move the beef. Packers have been able to bring in more cattle and have been able to make a little more money and have been able to move the beef. Packers have been able to bring in more cattle and have been able to make a little more money and have been able to move the beef. Packers have been able to bring in more cattle and have been able to make a little more money and have been able to move the beef. Packers have been able to bring in more cattle and have been able to make a little more money and have been able to move the beef. Packers have been able to bring in more cattle and have been able to make a little more money and have been able to move the beef. Packers have been able to bring in more cattle and have been able to make a little more money and have been able to move the beef. Packers have been able to bring in more cattle and have been able to make a little more money and have been able to move the beef. Packers have been able to bring in more cattle and have been able to make a little more money and have been able to move the beef. Packers have been able to bring in more cattle and have been able to make a little more money and have been able to move the beef. Packers have been able to bring in more cattle and have been able to make a little more money and have been able to move the beef. Packers have been able to bring in more cattle and have been able to make a little more money and have been able to move the beef. Packers have been able to bring in more cattle and have been able to make a little more money and have been able to move the beef. Packers have been able to bring in more cattle and have been able to make a little more money and have been able to move the beef. Packers have been able to bring in more cattle and have been able to make a little more money and have been able to move the beef. Packers have been able to bring in more cattle and have been able to make a little more money and have been able to move the beef. Packers have been able to bring in more cattle and have been able to make a little more money and have been able to move the beef. Packers have been able to bring in more cattle and have been able to make a little more money and have been able to move the beef. Packers have been able to bring in more cattle and have been able to make a little more money and have been able to move the beef. Packers have been able to bring in more cattle and have been able to make a little more money and have been able to move the beef. Packers have been able to bring in more cattle and have been able to make a little more money and have been able to move the beef. Packers have been able to bring in more cattle and have been able to make a little more money and have been able to move the beef. Packers have been able to bring in more cattle and have been able to make a little more money and have been able to move the beef. Packers have been able to bring in more cattle and have been able to make a little more money and have been able to move the beef. Packers have been able to bring in more cattle and have been able to make a little more money and have been able to move the beef. Packers have been able to bring in more cattle and have been able to make a little more money and have been able to move the beef. Packers have been able to bring in more cattle and have been able to make a little more money and have been able to move the beef. Packers have been able to bring in more cattle and have been able to make a little more money and have been able to move the beef. Packers have been able to bring in more cattle and have been able to make a little more money and have been able to move the beef. Packers have been able to bring in more cattle and have been able to make a little more money and have been able to move the beef. Packers have been able to bring in more cattle and have been able to make a little more money and have been able to move the beef. Packers have been able to bring in more cattle and have been able to make a little more money and have been able to move the beef. Packers have been able to bring in more cattle and have been able to make a little more money and have been able to move the beef. Packers have been able to bring in more cattle and have been able to make a little more money and have been able to move the beef. Packers have been able to bring in more cattle and have been able to make a little more money and have been able to move the beef. Packers have been able to bring in more cattle and have been able to make a little more money and have been able to move the beef. Packers have been able to bring in more cattle and have been able to make a little more money and have been able to move the beef. Packers have been able to bring in more cattle and have been able to make a little more money and have been able to move the beef. Packers have been able to bring in more cattle and have been able to make a little more money and have been able to move the beef. Packers have been able to bring in more cattle and have been able to make a little more money and have been able to move the beef. Packers have been able to bring in more cattle and have been able to make a little more money and have been able to move the beef. Packers have been able to bring in more cattle and have been able to make a little more money and have been able to move the beef. Packers have been able to bring in more cattle and have been able to make a little more money and have been

Fed Cattle: 210.00 - 210.00 - Total: 420.00

USDA reported on Friday afternoon that in the Texas Panhandle, negotiated cash trade has been slow to develop with a few sales reported on a live basis and a few sales reported on a dressed basis. Most feedlots in the Texas Panhandle are in a wait-and-see mode. Feedlots in Kansas reported fed cattle trade was slow to develop with a few sales reported on a live basis and a few sales reported on a dressed basis. Most feedlots in Kansas are in a wait-and-see mode. Feedlots in Colorado reported fed cattle trade was slow to develop with a few sales reported on a live basis and a few sales reported on a dressed basis. Most feedlots in Colorado are in a wait-and-see mode. Feedlots in Nebraska reported fed cattle trade was slow to develop with a few sales reported on a live basis and a few sales reported on a dressed basis. Most feedlots in Nebraska are in a wait-and-see mode.

Fed cattle prices are steady to weaker compared to last week and are steady to weaker compared to last year. Packers are able to make a little more money on the fed cattle they are able to bring in and are able to move the beef from the cutout to the retail shelves. Packers are able to move the beef and are able to bring in more cattle. Packers are able to move the beef and are able to bring in more cattle. Packers are able to move the beef and are able to bring in more cattle. Packers are able to move the beef and are able to bring in more cattle. Packers are able to move the beef and are able to bring in more cattle. Packers are able to move the beef and are able to bring in more cattle. Packers are able to move the beef and are able to bring in more cattle. Packers are able to move the beef and are able to bring in more cattle. Packers are able to move the beef and are able to bring in more cattle. Packers are able to move the beef and are able to bring in more cattle. Packers are able to move the beef and are able to bring in more cattle. Packers are able to move the beef and are able to bring in more cattle. Packers are able to move the beef and are able to bring in more cattle. Packers are able to move the beef and are able to bring in more cattle. Packers are able to move the beef and are able to bring in more cattle. Packers are able to move the beef and are able to bring in more cattle. Packers are able to move the beef and are able to bring in more cattle. Packers are able to move the beef and are able to bring in more cattle. Packers are able to move the beef and are able to bring in more cattle. Packers are able to move the beef and are able to bring in more cattle. Packers are able to move the beef and are able to bring in more cattle. Packers are able to move the beef and are able to bring in more cattle. Packers are able to move the beef and are able to bring in more cattle. Packers are able to move the beef and are able to bring in more cattle. Packers are able to move the beef and are able to bring in more cattle. Packers are able to move the beef and are able to bring in more cattle. Packers are able to move the beef and are able to bring in more cattle. Packers are able to move the beef and are able to bring in more cattle. Packers are able to move the beef and are able to bring in more cattle. Packers are able to move the beef and are able to bring in more cattle. Packers are able to move the beef and are able to bring in more cattle. Packers are able to move the beef and are able to bring in more cattle. Packers are able to move the beef and are able to bring in more cattle. Packers are able to move the beef and are able to bring in more cattle. Packers are able to move the beef and are able to bring in more cattle. Packers are able to move the beef and are able to bring in more cattle. Packers are able to move the beef and are able to bring in more cattle. Packers are able to move the beef and are able to bring in more cattle. Packers are able to move the beef and are able to bring in more cattle. Packers are able to move the beef and are able to bring in more cattle. Packers are able to move the beef and are able to bring in more cattle. Packers are able to move the beef and are able to bring in more cattle. Packers are able to move the beef and are able to bring in more cattle. Packers are able to move the beef and are able to bring in more cattle. Packers are able to move the beef and are able to bring in more cattle. Packers are able to move the beef and are able to bring in more cattle. Packers are able to move the beef and are able to bring in more cattle. Packers are able to move the beef and are able to bring in more cattle. Packers are able to move the beef and are able to bring in more cattle. Packers are able to move the beef and are able to bring in more cattle. Packers are able to move the beef and are able to bring in more cattle. Packers are able to move the beef and are able to bring in more cattle. Packers are able to move the beef and are able to bring in more cattle. Packers are able to move the beef and are able to bring in more cattle. Packers are able to move the beef and are able to bring in more cattle. Packers are able to move the beef and are able to bring in more cattle. Packers are able to move the beef and are able to bring in more cattle. Packers are able to move the beef and are able to bring in more cattle. Packers are able to move the beef and are able to bring in more cattle. Packers are able to move the beef and are able to bring in more cattle. Packers are able to move the beef and are able to bring in more cattle. Packers are able to move the beef and are able to bring in more cattle. Packers are able to move the beef and are able to bring in more cattle. Packers are able to move the beef and are able to bring in more cattle. Packers are able to move the beef and are able to bring in more cattle. Packers are able to move the beef and are able to bring in more cattle. Packers are able to move the beef and are able to bring in more cattle. Packers are able to move the beef and are able to bring in more cattle. Packers are able to move the beef and are able to bring in more cattle. Packers are able to move the beef and are able to bring in more cattle. Packers are able to move the beef and are able to bring in more cattle. Packers are able to move the beef and are able to bring in more cattle. Packers are able to move the beef and are able to bring in more cattle. Packers are able to move the beef and are able to bring in more cattle. Packers are able to move the beef and are able to bring in more cattle. Packers are able to move the beef and are able to bring in more cattle. Packers are able to move the beef and are able to bring in more cattle. Packers are able to move the beef and are able to bring in more cattle. Packers are able to move the beef and are able to bring in more cattle. Packers are able to move the beef and are able to bring in more cattle. Packers are able to move the beef and are able to bring in more cattle. Packers are able to move the beef and are able to bring in more cattle. Packers are able to move the beef and are able to bring in more cattle. Packers are able to move the beef and are able to bring in more cattle. Packers are able to move the beef and are able to bring in more cattle. Packers are able to move the beef and are able to bring in more cattle. Packers are able to move the beef and are able to bring in more cattle. Packers are able to move the beef and are able to bring in more cattle. Packers are able to move the beef and are able to bring in more cattle. Packers are able to move the beef and are able to bring in more cattle. Packers are able to move the beef and are able to bring in more cattle. Packers are able to move the beef and are able to bring in more cattle. Packers are able to move the beef and are able to bring in more cattle. Packers are able to move the beef and are able to bring in more cattle. Packers are able to move the beef and are able to bring in more cattle. Packers are able to move the beef and are able to bring in more cattle. Packers are able to move the beef and are able to bring in more cattle. Packers are able to move the beef and are able to bring in more cattle. Packers are able to move the beef and are able to bring in more cattle. Packers are able to move the beef and are able to bring in more cattle. Packers are able to move the beef and are able to bring in more cattle. Packers are able to move the beef and are able to bring in more cattle. Packers are able to move the beef and are able to bring in more cattle. Packers are able to move the beef and are able to bring in more cattle. Packers are able to move the beef and are able to bring in more cattle. Packers are able to move the beef and are able to bring in more cattle. Packers are

This week's Feedyard Closeouts...

Closeout projections are for cattle placed on feed by a cattle owner at a commercial feedyard and fed for slaughter.

Feedyard Closeouts are for cattle owned by a feedyard that were placed on feed and have been fed and have been fed for slaughter.

Current closeout information for cattle owned by feedyards:
- Projected Net Profit/Loss per head - $(-)24.00
- Projected Cost of Gain per head - $(-)0.01

Projected closeouts for cattle owned by feedlots:
- Projected Net Profit/Loss per head - $(-)0.00
- Projected Cost of Gain - $(-)0.00
- Total Projected Profit/Loss - $(-)0.00
- Total Projected Cost of Gain - $0.00
- Total Projected Head - 0

Total closeouts: 2,000 head - $(-)48,000.00 Loss
- Total Cost of Gain - $0.00
- Total Head - 0

Projected closeouts for cattle placed on feed this week:
- Projected Net Profit/Loss per head - $(-)0.00
- Projected Cost of Gain - $(-)0.00

Projected closeouts for cattle placed on feed this week:
- Projected Net Profit/Loss - $0.00
- Projected Cost of Gain - $0.00
- Total Projected Head - 0

Total Projected Profit/Loss - $(-)0.00
Total Projected Cost of Gain - $0.00
Total Projected Head - 0

Feedyard Closeouts for cattle owned by feedyards:
- Projected Net Profit/Loss per head - $(-)0.00
- Projected Cost of Gain - $(-)0.00

Total closeouts: 0 head - $0.00 Loss
- Total Cost of Gain - $0.00
- Total Head - 0

Total projected Profit/Loss - $(-)0.00
Total Projected Cost of Gain - $0.00
Total Projected Head - 0

Total Projected Profit/Loss - $(-)0.00
Total Projected Cost of Gain - $0.00
Total Projected Head - 0

Feedyard Closeouts for the weeks ending...

Closeout for un-hedged steers placed on feed 180 days ago: 3 weeks this week: $(-)0.00
Projected Net Profit/Loss for steers placed on feed this week: $(-)0.00
Projected Net Profit/Loss for steers placed on feed last week: $(-)0.00

Feedyard Closeouts Over a 5 Year Moving Average...

Feeder Steers/Cow Comparison 5 Year Moving Average

Contents

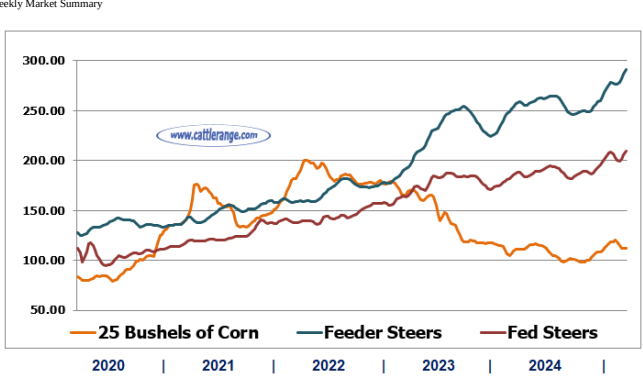

^ Contents

Federally Inspected Slaughter Cattle by Class:
Released by USDA Market News Service for last week.

Federally Inspected Slaughter Head & Percentage by Class - U.S.		
Cattle		
	Head	% of Total
Steers	275,649	47.0%
Heifers	198,113	33.8%
Dairy Cows	52,431	8.9%
Other Cows	51,347	8.8%
Bulls	8,740	1.5%
Total	586,280	

Livestock Slaughter under Federal Inspection:

Daily Slaughter					Prev Week	Last Year	2025	2024	YTD
Fri Mar 28, 2025		Week Ago	Year Ago	WTD	WTD	WTD	YTD	YTD	% Change
Calves	1,000	1,000	824	5,000	5,000	3,998	38,662	59,154	-34.6%
Cattle	107,000	100,000	96,918	592,000	540,000	577,154	7,266,242	7,701,188	-5.7%
Hogs	471,000	466,000	439,617	2,410,000	2,264,000	2,377,899	31,372,306	32,644,467	-3.9%
Sheep	6,000	5,000	4,777	41,000	39,000	37,942	457,221	479,115	-4.6%
					Prev Week	Last Year	2025	2024	YTD
Sat Mar 29, 2025		Week Ago	Year Ago	WTD	WTD	WTD	YTD	YTD	% Change
Calves	0	0	1	5,000	5,000	3,999	38,662	59,155	-34.6%
Cattle	17,000	20,000	5,055	609,000	560,000	582,209	7,283,242	7,706,243	-5.5%
Hogs	70,000	158,000	15,847	2,480,000	2,422,000	2,393,746	31,442,306	32,660,314	-3.7%
Sheep	0	0	12	41,000	39,000	37,954	457,221	479,127	-4.6%

Previous Day Slaughter					Prev Week	Last Year	2025	2024	YTD
Thu Mar 27, 2025		Week Ago	Year Ago	WTD	WTD	WTD	YTD	YTD	% Change
Calves	1,000	1,000	504	4,000	4,000	3,174	37,662	58,330	-35.4%
Cattle	119,000	114,000	117,204	485,000	440,000	480,236	7,159,242	7,604,270	-5.9%
Hogs	489,000	465,000	488,046	1,939,000	1,798,000	1,938,282	30,901,306	32,204,850	-4.1%
Sheep	8,000	8,000	7,537	35,000	34,000	33,165	451,221	474,338	-4.9%

^ Contents

Boxed Beef Cutouts:

USDA Estimated Boxed Beef Cut-out Values as of 2:30 PM on 3/28/25
Based on negotiated prices and volume of boxed beef cuts delivered within 0-21 days and on average industry cutting yields. Values reflect U.S. dollars per 100 pounds.

	Choice 600-900	Select 600-900
Current Cutout Values:	332.82	318.68
Change from prior day:	(2.90)	(0.76)
Choice/Select spread:	14.14	
Total Load Count (Cuts, Trimmings, Grinds):	133	

Composite Primal Values		
Primal Rib	553.60	483.32
Primal Chuck	267.31	274.23
Primal Round	281.58	282.02
Primal Loin	442.32	404.02
Primal Brisket	251.68	247.52
Primal Short Plate	223.02	223.02
Primal Flank	159.77	161.99

Load Count And Cutout Value Summary For Prior 5 Days

Date	Choice	Select	Trim	Grinds	Total	Choice 600-900	Select 600-900
03/27	70	13	27	7	117	335.72	319.44
03/26	78	14	27	22	140	338.30	316.53
03/25	76	16	24	10	126	335.19	314.05
03/24	46	11	10	13	79	327.10	313.58
03/21	83	9	9	23	124	325.45	309.62
Current 5 Day Simple Average:						332.35	314.64

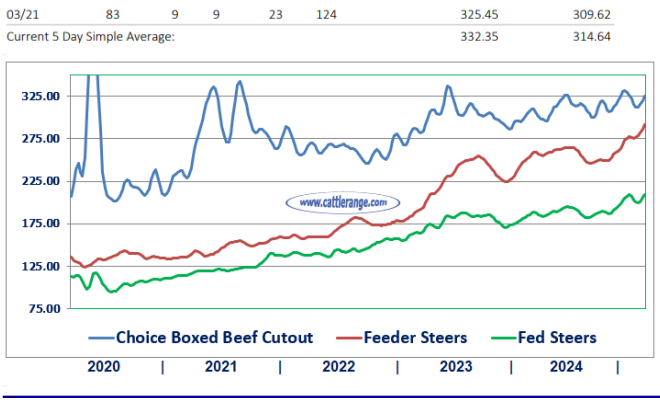

USDA National Steer & Heifer Estimated Grading Percent Report:
Released by USDA Market News Service for last week.

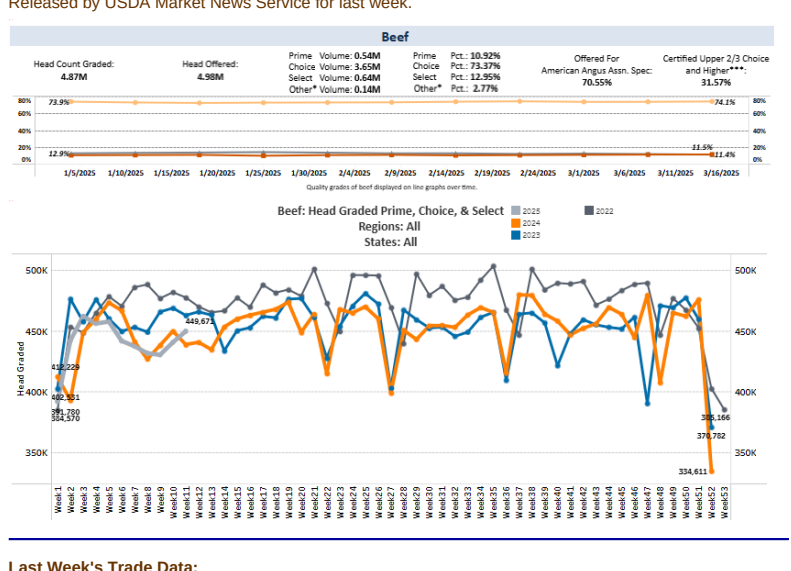

Last Week's Trade Data:

Beef:
Net sales of 8,000 MT for 2025 were down 22 percent from the previous week and 43 percent from the prior 4-week average. Increases primarily for South Korea (3,300 MT, including decreases of 500 MT), Japan (1,800 MT, including decreases of 400 MT), Mexico (1,200 MT, including decreases of 100 MT), Taiwan (800 MT, including decreases of 200 MT), and Hong Kong (300 MT, including decreases of 100 MT), were offset by reductions for the United Kingdom (100 MT). Exports of 14,100 MT were down 8 percent from the previous week and 5 percent from the prior 4-week average. The destinations were primarily to South Korea (4,000 MT), Japan (3,500 MT), China (2,400 MT), Mexico (1,500 MT), and Canada (700 MT).

Pork:
Net sales of 31,900 MT for 2025 were up 77 percent from the previous week and 13 percent from the prior 4-week average. Increases were primarily for Mexico (14,400 MT, including decreases of 200 MT), Colombia (3,700 MT, including decreases of 100 MT), Canada (3,300 MT, including decreases of 400 MT), South Korea (3,200 MT, including decreases of 200 MT), and Japan (2,900 MT, including decreases of 100 MT). Exports of 31,600 MT were down 4 percent from the previous week and 5 percent from the prior 4-week average. The destinations were primarily to Mexico (11,900 MT), South Korea (4,100 MT), Japan (4,100 MT), China (3,600 MT), and Colombia (2,000 MT).

^ Contents

USDA National Retail Beef Report:
National Summary of Advertised Prices for Beef at Major Retail Supermarket Outlets

This week in beef retail the Feature Rate decreased by 9.9 percent, and the Activity Index decreased by 7.4 percent. Compared to last week items from the brisket, chuck, rib, round, sirloin, other/misc., and ground sections showed a decrease in ad space while items from the loin, deli, and variety meat showed an increase. Carcass items remained steady.

NATIONAL

Metric	Current Week (CW)	Previous Week (PW)	Previous Year (PY)
Total Outlets	24,824	24,824	
Activity Index	85,414	92,240	
Feature Rate (%)	75.5%	85.4%	

Explanatory Notes:

Activity Index: A measure of the absolute frequency of feature activity equal to the total number of stores for each advertised item, e.g., a retailer with 100 outlets featuring 3 items has an activity index of 300.

Feature Rate: The amount of sampled stores advertising any reported item during the current week, expressed as a 'percentage of the total sample.

^ Contents

Est. Weekly Meat Production Under Federal Inspection:

Total red meat production under Federal inspection for the week ending Saturday, March 29th was estimated at 1067.9 million lbs. according to the USDA Marketing Service. This was 5.4 percent higher than a week ago and 5.8 percent higher than a year ago. Cumulative meat production for the year to date was 2.6 percent lower compared to the previous year.

^ Contents

3 Year Bullish/Bearish Consensus Charts from SentimenTrader:

The theory behind the "Bullish/Bearish Consensus" indicator is when the public reaches a consensus, they are usually wrong:

- They get too bullish after prices have risen and too bearish after they have already fallen.

Because of this tendency, there are often extremes in opinion right before major changes in trend:

- When the public reaches a bullish extreme, i.e., a great majority thinks prices will keep rising, then prices often decline instead.
- And when they become too bearish, then prices tend to rise.

So when Public Opinion moves above the **red dotted line** in the chart, it means that compared to other readings over the past year, you're seeing **excessive optimism**. You also want to look at the absolute level of Opinion, too - if it's at 90%, then there's no question we're seeing an historic level of bullish opinion. Watch for readings above 80% (or especially 90%) to spot those dangerous times when the public is overly enthusiastic about a commodity.

Conversely, when Public Opinion moves below the **green dotted line**, then the public is **excessively pessimistic** about the commodity's prospects for further gains compared to their opinion over the past year. Looking for absolute readings under 20% (or especially 10%) often indicates an upturn in the market.

Cattle Bullish/Bearish Consensus: 3 Year Chart

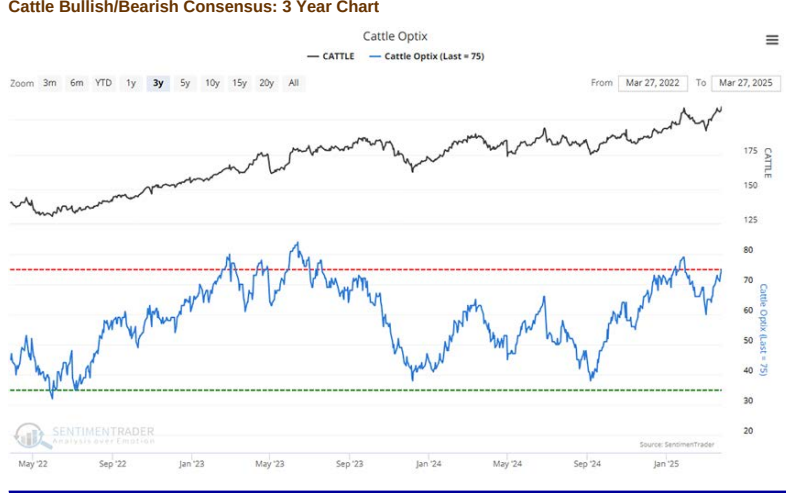

Corn Bullish/Bearish Consensus: 3 Year Chart

^ Contents

U.S. Dollar - 6 Month Chart:

Over the past 5 years, an average of around 12% of U.S. beef production has been exported, making exports an extremely important factor affecting beef and cattle prices. A strong dollar depresses export demand.

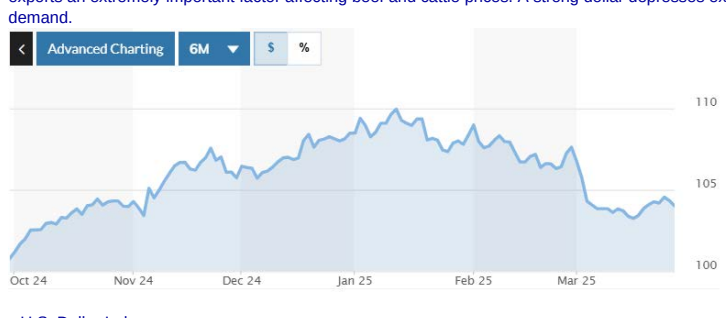

- U.S. Dollar Index

^ Contents

Stock Markets & Economic News:
T. Rowe Price

Stocks fall on trade policy uncertainty, growth concerns, and persistent inflation

U.S. stock indexes declined during the week, largely driven by weakness in the information technology and communication services sectors, while value stocks outperformed growth shares for the sixth consecutive week. T. Rowe Price traders noted that markets seemed to start the week "cautiously optimistic," with relatively muted but broadly positive moves as investors focused on the possibility of the Trump administration taking a more measured approach to its next round of tariffs.

However, several new tariff announcements—including President Trump's announcement on Wednesday of a 25% levy on all non-U.S.-made automobiles—as well as concerns around a broader economic slowdown and weakening consumer sentiment weighed on stocks later in the week, sending major indexes into negative territory.

Adding to these concerns, the Bureau of Economic Analysis reported that its core personal consumption expenditures (PCE) price index—the Fed's preferred measure of inflation—rose 0.4% in February, up from January's reading of 0.3%, while inflation-adjusted consumer spending rose just 0.1% compared with estimates for a 0.3% rise. On a year-over-year basis, the core PCE rose 2.8%, remaining well above the Fed's long-term inflation target of 2%. The data release appeared to help drive stocks lower on Friday to finish the week near their worst levels.

Consumer expectations hit a 12-year low

Meanwhile, the Conference Board reported that its consumer confidence index declined for the fourth consecutive month in March to 92.9, down from February's reading of 100.1. The expectations portion of the index—which measures consumers' short-term outlook for income, business, and labor market conditions—dropped 9.6 points to 65.2, reaching its lowest level in 12 years and remaining below 80, which could indicate a recession ahead, for the second consecutive month. The report noted that optimism about future income "largely vanished, suggesting worries about the economy and labor market have started to spread into consumers' assessments of their personal situations."

U.S. Stocks:

Index	Friday's Close	Week's Change	% Change YTD
DJIA	41,583.90	-401.45	-2.26%
S&P 500	5,580.94	-86.62	-5.11%
Nasdaq Composite	17,322.99	-461.06	-10.29%
S&P MidCap 400	2,915.07	-30.70	-6.60%
Russell 2000	2,023.27	-33.71	-9.28%

^ Contents

For the 11th week in a row, drought expanded in the Southwest. The Plains and Mid-Atlantic also saw drought worsen.

"**Click Here**" **to view a Slide Show of Drought Monitor maps for the last 12 weeks**

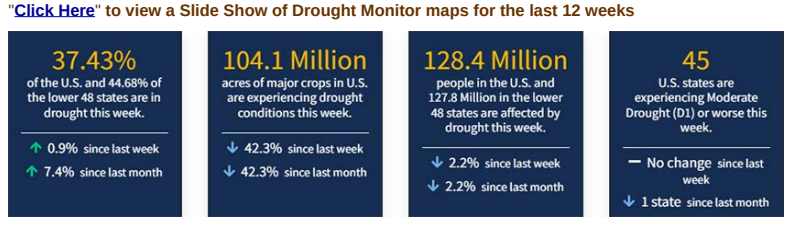

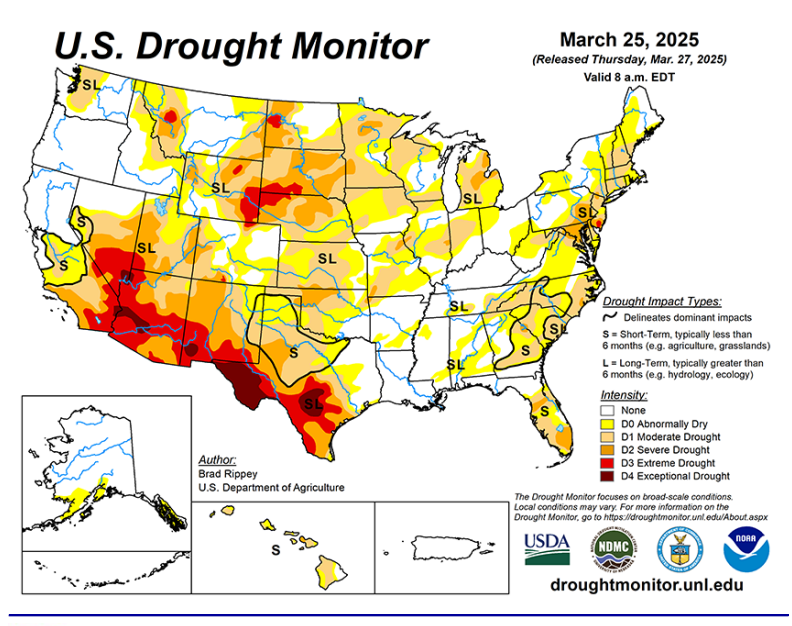

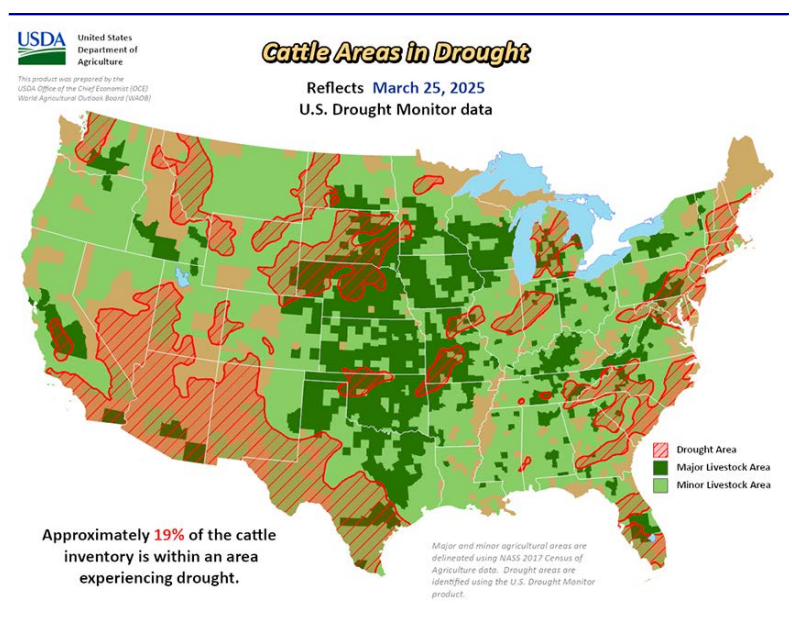

Canadian 90-Day Percent of Average Precipitation:

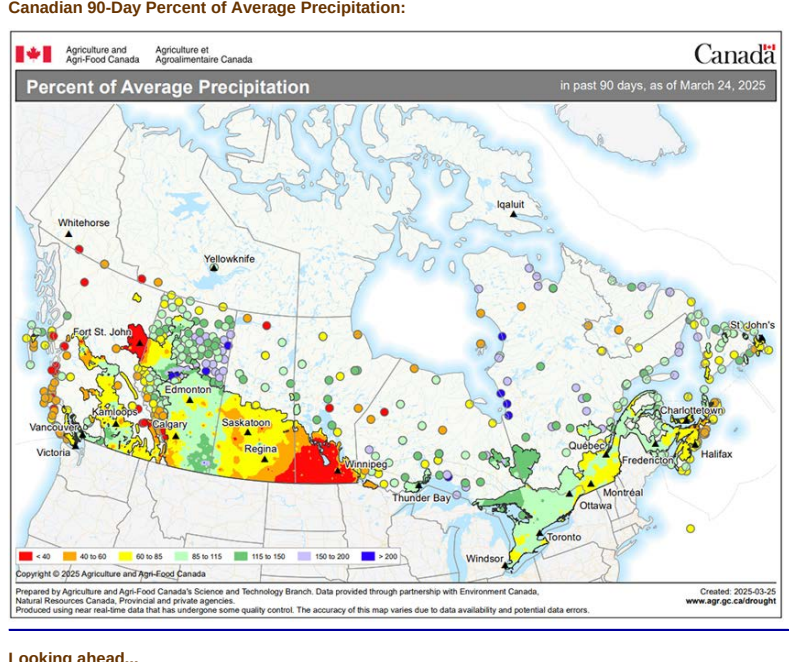

Looking ahead...

Drought-easing rain across southern Texas will gradually shift eastward along the Gulf Coast. Five-day rainfall totals could reach 2 to 8 inches or more across the western half of the Gulf Coast region, with higher totals leading to flooding in southern and coastal Texas. Meanwhile, active weather will also prevail in the vicinity of a nearly stationary front draped across the northern United States. The front will separate cold air to the north from warmth farther south, with accumulating snow expected during the weekend from parts of the northern Plains eastward into northern New England. Meanwhile, Midwestern 5-day rainfall could total 1 to 2 inches, accompanied at times by locally severe thunderstorms. Elsewhere, persistent low pressure near the northern Pacific Coast will maintain showery, unsettled conditions from the Northwest to the northern Rockies, while mostly dry weather will persist in the Southwest, despite a cooling trend.

The NWS 6- to 10-day outlook for April 1-5 calls for above-normal precipitation nearly nationwide, with northern and central California and the western Great Basin having the greatest likelihood of experiencing wet conditions. Elevated odds of near- or below-normal precipitation should be limited to southern Texas. Meanwhile, warmer-than-normal weather from the southern half of the Plains to the middle and southern Atlantic Coast should contrast with below-normal temperatures in the Far West and across the nation's northern tier.

Precipitation & Temperature Outlooks:

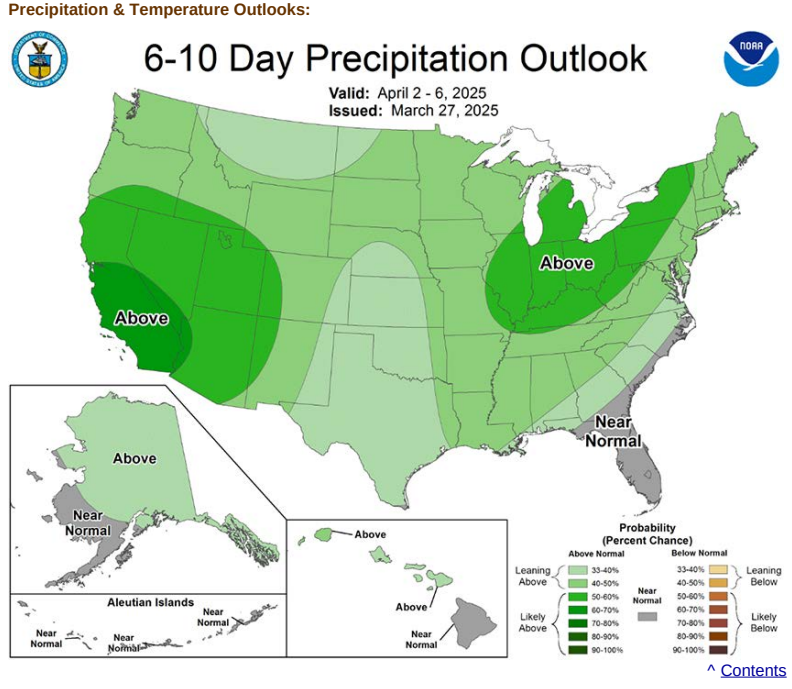

^ Contents

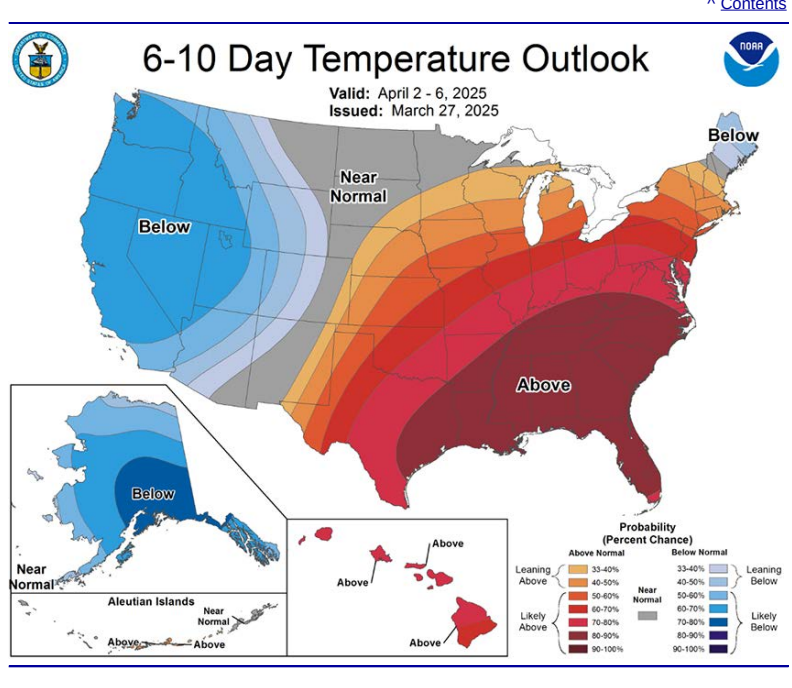

^ Contents

Weekly Grain Market Review:

Grain Prices	03/28/25	Last Week	1 Month Ago	1 Year Ago	5 Yr. Avg.
Omaha Corn	4.38	4.54	4.55	4.50	5.44
Kansas City Wheat	5.32	5.34	5.32	5.35	6.69
May Corn Futures	4.5325	4.6425	4.6950	4.4200	5.2771
May Wheat Futures	5.2825	5.5825	5.5575	5.6025	6.7655

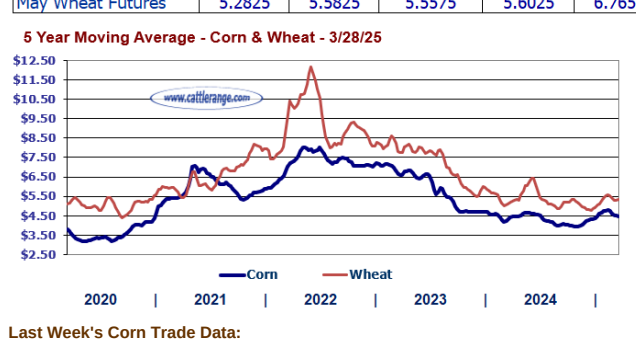

Last Week's Corn Trade Data:

Net sales of 1,039,600 for 2024/2025 were down 31 percent from the previous week, but unchanged from the prior 4-week average. Increases primarily for Japan (415,300 MT, including 248,200 MT switched from unknown destinations and decreases of 7,200 MT), Mexico (309,900 MT, including 55,000 MT switched from unknown destinations and decreases of 4,400 MT), Colombia (212,900 MT, including 98,000 MT switched from unknown destinations and decreases of 63,200 MT), South Korea (135,300 MT, including decreases of 600 MT), and Vietnam (135,300 MT, including 132,000 MT switched from unknown destinations), were offset by reductions for unknown destinations (494,000 MT) and Panama (9,900 MT).

Exports of 1,651,800 MT were down 2 percent from the previous week, but up 8 percent from the prior 4-week average. The destinations were primarily to Mexico (495,700 MT), Japan (440,800 MT), Colombia (171,900 MT), South Korea (136,300 MT), and Taiwan (76,100 MT).

^ Contents

Regional Auction Reports... Click Link to view entire report

Last Friday & Saturday Auctions:

Burwell Livestock Auction Market - Burwell NE
This Week: 1,770
Last Reported: 2,850
Last Year: 2,400
A limited number of comparable offerings from two weeks ago with 650 lbs steers trading steady and 600 to 700 lbs heifers trading sharply higher. Demand was very good with several buyers and active bidding throughout the day.

Ft. Pierre Livestock Auction - Ft. Pierre SD
This Week:
Last Reported:
Last Year:
No sale report this week... Next feeder sale is scheduled for Friday, March 28, 2025.

Lexington Livestock Market - Lexington, NE
This Week:
Last Reported:
Last Year:
No sale report this week.

Torrington Livestock Commission - Torrington WY
This Week: 1,151
Last Reported: 734
Last Year: 1,089
Compared to last week; slaughter and feeder cows traded steady 2.00 higher. Slaughter bulls also steady 2.00 higher. A nice run of cows with a section of Bred Females. Aged Bred Cows selling sharply higher than recent weeks. Sale again next Friday

Cattleman's Livestock Auction - Belen NM
This Week: 468
Last Reported: 611
Last Year: 530
Compared to last week: Steer calves sold steady to 5.00 lower with limited comparisons. Heifer calves sold 5.00-10.00 higher. Feeder steers and heifers sold steady. Slaughter cows sold1.00-2.00 lower, while slaughter bulls sold 3.00-5.00 higher. Trade and demand moderate.

Santa Teresa Livestock Auction (Imported Mexican Cattle) - Santa Teresa NM
This Week: 1,181
Last Reported: 1,334
Last Year: 0
Compared with last week, steer calves and yearlings sold 3.00-5.00 lower, with instances to 7.00 lower. Spayed heifers sold steady to 5.00 lower. Trade active, demand good. Bulk of supply consisted of steers and spayed heifers weighing 400-900 lbs. All cattle sold were of Mexican Origin.

Eastern MO Commission Company - Bowling Green, MO
This Week: 870
Last Reported: 3,073
Last Year: 2,324
Friday's auction had a light run of feeders that were lightly tested but for the most part sold mostly in the same price ranges as last week on comparable quality and weights. Several bred cows were on offer mostly 4-7 yrs in the 2nd and 3rd stage sold with moderate to good demand. Slaughter steers and heifers traded firm to 4.00 higher with a large offering of slaughter cows selling fully steady to firm.

Smith County Commission - Carthage TN
This Week: 785
Last Reported: 559
Last Year: 1,120
Compared to last week all classes of Feeder Calves 10.00 to 15.00 higher with good quality and steady demand; Slaughter Cows/Bulls traded steady to 2.00 lower.

Carolina Stockyards – Livestock Auction – Siler City, NC
This Week: 815
Last Reported: 1,213
Last Year: 1,569
Slaughter cattle were steady this week compared to last week . Feeder cattle were steady this week compared to last week . Demand was moderate ; market activity and buyer interest were moderate. Offerings moderate with quality average.

Monday Auctions:

Sioux Falls Regional Livestock Report - Worthing SD
This Week: 3,370
Last Reported: 2,453
Last Year: 0
Compared to last week: Feeder steers 5.00 to 10.00 higher, instances to 15.00 higher. Feeder heifers under 700 lbs 10.00 to 20.00 higher, over 700 lbs 5.00 to 10.00 higher. Very good demand for this nice offering of feeder cattle, the market was very active after last week's sharp advance in the cash fed cattle market to 215.00.

Tri-State Livestock Auction Market - McCook NE
This Week: 1,099
Last Reported: 1,000
Last Year: 0
Compared to last week a few light weight steers and heifers sold steady to 5.00 higher. Higher undertone was noted on yearling weight steers and heifers. Demand was good for all classes of cattle that came through the ring on Monday.

Oklahoma National Stockyards Feeder Cattle - Oklahoma City OK
This Week: 6,500
Last Reported: 7,489
Last Year: 6,509
Compared to last week: Feeder steers and steer calves 4.00-8.00 higher, 600-700 lbs to 15.00 higher. Feeder heifers 3.00-10.00 higher. Heifer calves 5.00-12.00 higher. Demand very good for all classes.

Tulsa Livestock Auction - Tulsa, OK
This Week: 2,100
Last Reported: 2,200
Last Year: 2,020
Compared to last week: Feeder steers and heifers sold 2.00 to 7.00 higher. Demand was moderate to good.

Roswell Livestock Auction - Roswell NM
This Week: 1,090
Last Reported: 1,045
Last Year: 1,600
Compared to last week: Steer calves sold steady to 5.00-8.00 lower, while heifer calves sold steady to 5.00 higher. Feeder steers and heifers sold steady to 3.00-5.00 higher. Slaughter cows sold 2.00-3.00 lower, while slaughter bulls sold 3.00-5.00 higher Trade and demand good.

Joplin Reg. Stockyards Feeder Cattle - Carthage MO
This Week: 8,937
Last Reported: 9,825
Last Year: 6,782
Compared to last week feeder steers sold from 2.00 lower to 10.00 higher with the gain on lighter steers. Feeder heifers sold steady to 7.00 higher. Supply was heavy with very good demand

Callaway Livestock Center - Kingdom City MO
This Week: 2,484
Last Reported: 1,808
Last Year: 2,421
Compared to last week, steer calves weighing 450-600 lbs sold mostly 12.00-18.00 higher, with 600-700 lbs trading 6.00-15.00 higher and the best test over 700 lbs were the pot loads of 900-925 lb steers selling 11.00 higher than last week's pot loads with two loads off the same consignment and similar weights all other yearlings over 700 lbs sold with a higher undertone. Heifer calves weighing 450-600 lbs sold 15.00-20.00 higher, spots 25.00 higher with 600-650 lbs trading 10.00-15.00 higher, over 650 lbs were lightly tested.

Mid-South Livestock - Unionville TN
This Week: 1,078
Last Reported: 471
Last Year: 1,155
Compared to last week, Feeder Steers/Bulls 3.00-10.00 higher with instances of 15.00 higher; Feeder Heifers 10.00-15.00 higher with instances of 20.00 higher; Slaughter Cows mostly steady to 2.00 higher; Slaughter Bulls 4.00 higher.

Saluda Livestock Exchange - Saluda, SC
This Week: 729
Last Reported: 405
Last Year: 0
Compared to last week, feeder steers 2.00 higher, feeder heifers 7.00 higher, feeder bulls 6.00 higher based on limited comparable sales. Slaughter cows 5.00 lower. Slaughter bulls 6.00 higher. Moderate offerings of plain to average quality cattle with active buyer participation.

United Producers Inc. - Harned KY
This Week: 1,009
Last Reported: 569
Last Year: 1,154
Compared to last week: Feeder steers and feeder heifers sold steady to firm. In instances feeder steers 700 lbs and over sold 3.00 to 5.00 higher, Slaughter cows sold 5.00 to 10.00 higher. Slaughter bulls sold 2.00 to 4.00 higher.

Tuesday Auctions:

Miles City Livestock Commission Auction - Miles City, MT
This Week: 713
Last Reported: 2,273
Last Year: 0
Compared to last week: Feeder steers were all too lightly tested this week to develop an accurate market trend, however steady undertones were noticed on all steer offerings. Feeder heifers were too lightly tested this week to develop an accurate market trend, however higher undertones were noticed on all offerings. Feeder quality this week was mostly average to attractive.

Winter Livestock Auction - Riverton, WY
This Week: 154

Last Reported: 742
Last Year: 236
Compared to last Tuesday sale, on a light offering; slaughter cows and bulls mostly steady with lower undertones noted. Not enough feeder calves for a good market test. Demand moderate.

Winter Livestock - La Junta CO
This Week: 842
Last Reported: 7,172
Last Year: 730
Trade activity and demand was good. Feeder steers under 600lbs sold mostly 2.00 to 4.00 higher. Feeder steers over 600lbs sold 3.00 to 4.00 lower. Feeder heifers sold mostly 1.00 to 5.00 higher with instances of sharply higher across all weight classes. Breaker slaughter cows sold steady. Boner slaughter cows of average dressing sold 2.00 higher and lean cows sold 3.00 higher. Slaughter bulls of average dressing sold 2.00 higher.

OKC West Livestock Auction - El Reno, OK
This Week: 2,000
Last Reported: 9,519
Last Year: 5,743
Compared to last week: Steer and heifer calves sold 5.00-8.00 higher. Demand remains good for grazing and stockers.

Lonestar Stockyards - Wildorado, TX
This Week: 1,186
Last Reported: 1,854
Last Year: 506
Compared to last week: Feeder steers and heifers traded mostly steady to 2.00 higher. Trading activity was moderate to active on good buyer demand. Slaughter cows and bulls were too lightly tested for a market trend. Quality was plain to attractive, with several loads of three color feeders straight off the wheat.

Ozarks Regional Stockyards - West Plains MO
This Week: 2,651
Last Reported: 2,500
Last Year: 1,765
Compared to last week, feeder steers and heifers were steady to 5.00 higher in a lightly tested market. Steer calves were 3.00-6.00 higher and heifer calves were steady to weak. Demand was good on a moderate supply. The quality of the offering was lower than last week with five and six weight calves making up most of the larger drafts.

Mid-State Stockyards LLP - Letohatchee, AL
This Week: 1,067
Last Reported: 1,271
Last Year: 1,251
Compared to one week ago: Slaughter cows and bulls sold steady to 1.00 lower. Replacement cows sold steady. Feeder cattle sold unevenly steady.

Calhoun Stockyard - Calhoun, GA
This Week: 239
Last Reported: 309
Last Year: 405
Compared to a week ago, Slaughter cows steady to 5.00 higher, Slaughter bulls steady to 4.00 higher, Replacement cows mostly steady, feeder steers mostly steady, feeder heifers steady to 3.00 higher, and feeder bulls mostly steady.

Blue Grass Stockyards - Lexington, KY
This Week: 755
Last Reported: 1,160
Last Year: 686
Compared to last Tuesday feeder steers sold 5.00 to 10.00 higher with some weaned thin-fleshed 400-600 lb packages suitable for grass sharply higher with very good demand. Yearling steers 5.00 to 10.00 higher with very good demand. Feeder heifers under 550 lbs sold 5.00 to 10.00 higher with some weaned thin-fleshed calves sharply higher with very good demand. Over 550 lb heifers sold steady in a limited comparison. Yearling heifers lightly tested. Slaughter cows and slaughter bulls sold steady with good demand.

Producers Livestock Auction - Salina, UT
This Week:
Last Reported:
Last Year:
Sale report unavailable. The next available report will occur as receipts warrant.

Wednesday Auctions:

Hub City Livestock Auction - Aberdeen SD
This Week: 6,442
Last Reported: 5,744
Last Year: 0
Compared to last week: steers 600 to 649 lbs and 750 to 799 lbs mostly steady, 650 to 749 lbs 5.00 to 7.00 lower, 800 to 999 lbs 4.00 to 6.00 higher. Heifers 600 to 649 lbs and 750 to 799 lbs mostly steady, 650 to 699 lbs 3.00 to 6.00 higher, other weight classes not well compared. Good to very good demand for another large offering of feeder cattle.

Bassett Livestock Auction - Bassett NE
This Week:
Last Reported:
Last Year:
No sale this week... Next Auction Date April 2

Huss Platte Valley Auction - Kearney NE
This Week: 4,432
Last Reported: 2,714
Last Year: 0
Compared to last week steers 650-900 lbs sold steady to 6.00 higher and heifers 550-850 lbs sold unevenly steady. Demand was good from the buyers in the crowd with internet activity noticed.

OKC West - El Reno OK
This Week: 8,059
Last Reported: 9,519
Last Year: 5,743
Compared to last week: Feeder steers sold steady to 3.00 higher. Feeder heifers traded 3.99-.5.00 higher. Quality attractive demand good. Steer and heifer calves sold 5.00-8.00 higher. Demand remains good for grazing and stockers.

Clovis Livestock Auction - Clovis, NM
This Week: 2,402
Last Reported: 1,741
Last Year: 1,114
Compared to last week, feeder steers and heifers sold 2.00-8.00 higher. Trade very active, demand very good. Slaughter cows traded 2.00-5.00 higher. Slaughter bulls were 2.00-7.00 higher on light offerings.

Winter Livestock Feeder Cattle Auction - Dodge City KS
This Week: 3,986
Last Reported: 2,523
Last Year: 1,367
Compared to last week, feeder steers over 600 lbs sold 10.00 to 12.00 higher. Heifers over 550 lbs sold 10.00 to 20.00 higher. Steers and heifers under 600 lbs, not well tested. Slaughter cows sold steady to 4.00 higher. Very good demand for heavy supply.

Bloomfield Livestock Market - Bloomfield, IA
This Week:
Last Reported:
Last Year:
Sale report unavailable.

Springfield Livestock Auction - Springfield MO
This Week: 2,234
Last Reported: 1,194
Last Year: 988
Compared to last week, steers under 700lbs sold mostly 3.00 to 10.00 higher with spots up to 18.00 higher, and steers over 700lbs sold with a weak undertone. Heifers under 650lbs sold mostly steady to 5.00 higher with spots up to 15.00 higher on 5 weight heifers, and heifers over 650 lbs had little to compare to.

South Central Regional Stockyards - Vienna, MO
This Week: 507
Last Reported: 1,082
Last Year: 307
Compared to last Wednesday, feeder steers and heifers under 550 lbs 5.00-15.00 higher with instances 20.00 higher on heifers near 400 lbs. Weights over 550 lbs steady to firm on a light test. Slaughter cows 1.00-3.00 higher. Demand good to very good. Supply light.

Roanoke Stockyard - Roanoke AL
This Week: 1,254
Last Reported: 814
Last Year: 775
Compared to one week ago: Feeder steers sold 3.00 to 5.00 higher, feeder bulls sold 8.00 to 10.00 higher, feeder heifers sold 6.00 to 8.00 higher. Slaughter cows sold 2.00 to 3.00 higher, slaughter bulls sold 6.00 lower. Replacement cows and pairs sold mostly steady.

Blue Grass Stockyards - Albany KY
This Week: 477
Last Reported: 453
Last Year: 705
Compared to last week: Feeder steers sold mostly steady on a light test. Feeder heifers under 550lbs sold 5.00 to 8.00 higher with feeder heifers over 550lbs 2.00 to 4.00 higher. Several unweaned feeders in todays sale. Slaughter cows and bulls sold steady.

Thursday Auctions:

Billings Livestock Commission Cattle Auction - Billings, MT
This Week:
Last Reported:
Last Year:
No sale this week. The next sale will be April 3rd, 2025

Mitchell Livestock Auction – Mitchell SD
This Week: 3,209
Last Reported: 4,437
Last Year: 2,187
Compared to last week: Feeder steers 700 lbs. on up sold on a steady to lower market, heifers 750 lbs. and up sold unevenly steady. Some large load lots in today's offering. Demand was good.

Valentine Livestock Auction - Valentine NE
This Week:
Last Reported:
Last Year:
Next Auction Date April 3rd Special Feeder and Replacement Heifer Auction.

Apache Livestock Auction - Apache, OK
This Week: 2,044
Last Reported: 1,164
Last Year: 1,128
Compared to last week: Feeder cattle and calves all were unevenly steady. Cattle quality was not as good as last week, which says the market held together better then it may have appeared. Slaughter cows 6.00-7.00 higher. Slaughter bulls 5.00 higher.

Woodward Wtd Avg Cattle - Woodward OK
This Week: 1,930
Last Reported: 1,398
Last Year: 795
Compared to last week: Feeder steers 2.00 to 4.00 higher. Feeder heifers 3.00 to 7.00 higher. Steer and heifer calves mostly steady. Demand was moderate. Quality average.

Winter Livestock Auction - Pratt KS
This Week: 4,195
Last Reported: 3,554
Last Year: 2,061
Compared to last week, feeder steers 700 lb to 975 lb sold 2.00 to 6.00 higher, however, reputation steers sold up to 12.00 higher. No recent comparison on steers under 700 lb, however a higher trend was noted. Feeder heifers 600 lb to 925 lb sold 3.00 to 10.00 higher. No recent comparison on heifers under 600 lb , however a higher trend was noted. Demand was good. Slaughter cows and bulls sold steady to 2.00 higher.

Farmers & Ranchers Livestock - Salina KS
This Week: 4,630
Last Reported: 3,172
Last Year: 2,713
Compared to last week 600 lb steers sold 10 lower while 650 to 750 lb steers sold 10.00 higher and steers over 800 lbs sold 4.00 to 7.00 higher. Heifers 500 to 700 lbs sold uneven 5.00 higher to 5.00 lower while heifers over 700 sold 2.00 to 4.00 higher. Good demand with moderate to heavy receipts.

Cattleman's Livestock Auction - Dalhart TX
This Week: 2,356
Last Reported: 2,290
Last Year: 1,911
Compared to last week: There was a good turn out of both calves and feeders with a few more groups of healthy thin fleshed cattle come to town. Even though there were few comparable sales to set a trend, sentiment was definitely higher on all classes.Calves weighing 300-500 benefitted the most. Trade was active on good demand. Slaughter cows seemed to stay steady with high yielding slaughter bulls pushing over $1.70.

Tulia Livestock Auction - Tulia, TX
This Week: 1,278
Last Reported: 907
Last Year: 951
Compared to last week: Feeder steers and heifers sold 4.00 to 8.00 higher. Demand was good.

New Cambria Livestock Market - New Cambria, MO
This Week: 408
Last Reported: 1,925
Last Year: 0
Not enough feeder cattle on offer for a price comparison. Slaughter cows steady to 4.00 lower. Supply light, demand moderate.

Bluegrass Stockyards South - Stanford KY
This Week: 1,725
Last Reported: 1,664
Last Year: 1,375
Compared to last Thursday: Feeder and yearling steers 6.00-10.00 higher, Feeder and yearling heifers 3.00-5.00 higher, Very good demand for all feeder and yearling classes. Slaughter cows 2.00-4.00 lower, Slaughter bulls steady, Good demand for slaughter classes.

Paris Stockyards - Paris KY
This Week: 2,224
Last Reported: 2,389
Last Year: 2,274
Compared to last Thursday the feeder market was stronger with a good quality offering. Good quality feeder steers were steady to 3.00 higher with a good supply, while the yearling steers were steady and with good demand. Feeder heifers 400-650 lbs were 2.00 to 6.00 higher with a good supply and yearling heifers sharply higher with strong demand.

Toppenish Livestock Auction - Toppenish, WA
This Week: 1,260
Last Reported: 1,160
Last Year: 2,370
Compared to last Thursday, not enough stocker or feeder cattle this week for accurate trends. Slaughter cows 1.00-5.00 lower. Slaughter bulls firm. Trade active with good demand.

---

^ Contents

Direct Sales of Feeder & Stocker Cattle... Click Link to view entire report

Colorado Direct Cattle Report
This Week: 2,777
Last Reported: 4,912
Last Year: 650
Compared to last week: No comparable FOB trades to last week for a market comparison. Demand was good. Supply included: 100% Feeder Cattle (11.9% Steers, 88.1% Heifers). Feeder cattle supply over 600 lbs was 100%. Unless otherwise noted, Feeder Cattle prices FOB based on net weights after a 2-3% shrink or equivalent, with a 8-12 cent slide > 600 lbs. Livestock reported this week originated from AZ, CO.

Eastern Cornbelt Direct Cattle Report (IL/IN/MI/MN/OH/KY)
This Week: 652
Last Reported: 883
Last Year: 350
Compared to last week: Not enough compatible Current FOB trades from last week for a trend. Demand moderate. Supply included: 100% Feeder Cattle (61.8% Steers, 38.2% Heifers). Feeder cattle supply over 600 lbs was 100%. Unless otherwise noted, Feeder Cattle prices FOB based on net weights after a 2-3% shrink or equivalent, with up to a 15 cent slide > 600 lbs. Livestock reported this week originated from IN, KY.

Kansas Direct Feeder Cattle Report
This Week: 4,735
Last Reported: 4,268
Last Year: 2,960
Compared to last week: Feeder steers and heifers traded mostly firm to 6.00 higher. Buyer demand remains good on all classes following the bullish cattle on feed report from last Friday. Supply included: 100% Feeder Cattle (27.1% Steers, 16.9% Dairy Steers, 56% Heifers). Feeder cattle supply over 600 lbs was 83%. Unless otherwise noted, Feeder Cattle prices FOB based on net weights after a 2-3% shrink or equivalent, with an 8-15 cent slide > 600 lbs. Livestock reported this week originated from CO, IN, KS, NM, OK, TX.

Missouri Direct Cattle Report
This Week: 680
Last Reported:
Last Year: 148
Compared to last week: No trades last week for a Current FOB trend. Supply included: 100% Feeder Cattle (61.8% Steers, 38.2% Heifers). Feeder cattle supply over 600 lbs was 100%. Unless otherwise noted, Feeder Cattle prices FOB based on net weights after a 2-3% shrink or equivalent, with up to a 15 cent slide > 600 lbs. Livestock reported this week originated from MO.

Montana Direct Cattle Report
This Week:
Last Reported:
Last Year:
Compared to last week: No trades this week for a trend.

New Mexico Direct Cattle Report
This Week: 650
Last Reported: 2,820
Last Year: 1,605
Compared to last week: Domestic Origin Feeder steers traded mostly 4.00 higher. Mexican Origin steers traded 10.00 higher. No heifers were reported. Buyer demand remains good. Supply included: 100% Feeder Cattle (70% Steers, 30% Dairy Steers). Feeder cattle supply over 600 lbs was 91%. Unless otherwise noted, Feeder Cattle prices FOB based on net weights after a 2-3% shrink or equivalent, with up to a 15 cent slide > 600 lbs. and up to a 25 cent slide < 600 lbs. Livestock reported this week originated from NM.

Northwest Direct Cattle Report (WA/OR/ID/UT)
This Week: 526
Last Reported: 2,261
Last Year: 1,021
Compared to last week: No comparable FOB trades to last week for a market comparison. Demand was good Supply included: 100% Feeder Cattle (56.3% Steers, 43.7% Heifers). Feeder cattle supply over 600 lbs was 100%. Unless otherwise noted, Feeder Cattle prices FOB based on net weights after a 2-3% shrink or equivalent, with a 8-12 cent slide > 600 lbs. Livestock reported this week originated from ID.

Oklahoma Direct Cattle Report
This Week: 2,211
Last Reported: 2,146
Last Year: 2,557
Compared to last week: Feeder steers and heifers traded steady to 3.00 higher. Demand good. Supply included: 100% Feeder Cattle (61.8% Steers, 38.2% Heifers). Feeder cattle supply over 600 lbs was 100%. Unless otherwise noted, Feeder Cattle prices FOB based on net weights after a 2-3% shrink or equivalent, with up to a 15 cent slide > 600 lbs. Livestock reported this week originated from OK, TX.

Southeast Direct Cattle Report (AL/AR/FL/GA/LA/MS/TN)
This Week: 1,004
Last Reported: 1,107
Last Year: 1,134
Compared to last week: Current FOB steers and heifers were mostly steady on limited comparable sales. Demand was moderate. Supply included: 100% Feeder Cattle (51.8% Steers, 48.2% Heifers). Feeder cattle supply over 600 lbs was 100%. Unless otherwise noted, Feeder Cattle prices FOB based on net weights after a 2-3% shrink or equivalent, with up to a 15 cent slide > 600 lbs and up to a 20 cent slide <600 lbs. Current delivery is 14 days from the report date. Livestock reported this week originated from AL, MS, TN.

Southwest Direct Cattle Report (AZ/CA/NV)
This Week: 870
Last Reported: 290
Last Year: 1,600
Compared to last week, feeders have no comparison. Trade moderate, demand good. Supply included: 100% Feeder Cattle (100% Dairy Steers). Feeder cattle supply over 600 lbs was 0%. Unless otherwise stated, prices fob shipping point with 2-3 percent shrink or equivalent with 5-10 cent slide on calves, 3-6 cent slide on yearlings from base weight. Delivered prices include freight, commissions and other expenses. Livestock reported this week originated from ID.

Texas Direct Cattle Report
This Week:9,911
Last Reported: 16,343
Last Year: 11,101
Compared to last week: Current FOB steers and heifers were unevenly steady after last week's increases. Demand was moderate. Supply included: 100% Feeder Cattle (44% Steers, 1.4% Dairy Steers, 54.6% Heifers). Feeder cattle supply over 600 lbs was 100%. Unless otherwise noted, Feeder Cattle prices FOB based on net weights after a 2-3% shrink or equivalent, with up to a 15 cent slide > 600 lbs and up to a 20 cent slide <600 lbs. Current delivery is 14 days from the report date. Livestock reported this week 0riginated from AL, CO, KS, KY, MS, NM, OK, TN, TX.

Wyoming-Nebraska Direct Cattle Report
This Week:
Last Reported:
Last Year:
Direct trading was inactive in both reporting areas this week.

- **Extensive U.S. & Canadian Auction Results are available on The Cattle Range**

---

^ Contents

USDA Weekly Hay Reports: "Click" on links for detailed report

- Alabama
- California
- Colorado
- Idaho
- Iowa
- Kansas
- Missouri
- Montana
- Nebraska
- New Mexico
- Oklahoma
- Oregon
- South Dakota
- Texas
- WA/OR Columbia Basin
- Wyoming

---

^ Contents

Although all information is from sources believed to be accurate & timely, The Cattle Range expressly disclaims all warranties, expressed or implied, as to the accuracy of any of the contents provided and shall not be liable for decisions or actions taken based on the data/information/opinions contained within.

Copyright © 2024 - The Cattle Range - All Rights Reserved