The Cattle Range

www.cattlerange.com

Weekly Market Summary

For the week ending February 20, 2026

Compared to last week: Fed cattle trade was mostly steady with feeder cattle and calves down higher. Cutout values were higher and live beef boxed values were lower.

Cattle/Beef Market Snapshots (Midpoint)

10 Day Index Trendline

Average Percentage Difference: **-0.08%**
Change from 10 Days Ago: **-0.6%**

10 Day Index Trendline

Average Percentage Difference: **-0.8%**
Change from 10 Day High: **-2.6%**

Fed cattle trade in the Southern Plains was steady at 240.00 with Northern Plains trade steady at 242.00 and Nebraska trade steady at 243.00. Dressed sales were steady at 382.00 with a report of some Canadian heifers averaging 20 lbs heavier, contributing to the lower dressed price. Cutout values were higher on Friday.

The Week Ahead: Until this Monday's high (246.00) trade gets penetrated, the trend is sideways. Cutout values will be watched for direction.

Feeder Cattle: The Feeder Cattle Index closed at 1.00 in the negative zone and -0.01 in higher with cash trade at 0.00 down 0.00 higher. In the 5 back months, Feeder Cattle futures were 1.08 to 1.47 higher.

The Week Ahead: Feeder cattle futures are 1.00 to 1.47 higher. Watch for direction.

Live Cattle Futures: The Live Cattle Index closed at 1.00 in the negative zone and -0.01 in higher with cash trade at 0.00 down 0.00 higher. In the 5 back months, Feeder Cattle futures were 1.08 to 1.47 higher.

The Week Ahead: Live Cattle futures are 0.97 to 1.47 higher. Watch for direction.

Boxed Beef Cutout: The Cutout Index was 0.00 in the negative zone and -0.01 higher with select 549.19 down 4.90. The Choice/Select spread is 66.19 in the negative.

The Week Ahead: Watch for direction. Choice is 0.97 to 1.47 higher.

Feeder Cattle Futures: 0.97 to 1.47 higher.

Slaughter Cows: Trade mostly 1.00 to 3.00 higher.

Fed beef boxed production was moderate/average for the week ending Saturday, February 21st was 1.00 higher than last week and 1.00 higher than last year. Production for the last four weeks averaged a week ago and 1.0 percent lower than a year ago. Cumulative beef production for the year to date is 1.0 percent lower than last year. Cutout values were higher.

Cattle Range closed at 0.00% (0.00)% lower.

Contents

- Weekly Market Overview
- Domestic & Foreign Cattle Weekly Receipts
- Feeder & Stocker Steer Prices
- Feeder Cattle Futures Charts, & Net Gains
- Negative Sector Report
- Gross Sales of Feeder & Stocker Cattle by State
- Cattle Futures & Cash Market Indicators
- Nonfuel Feeder Cattle Weekly Import Summary
- Chart of the Week
- Photo of the Week
- Glossary (for Beef Weekly Analysis)
- **February USDA Cattle on Feed Report**
- Fed Cattle Chart
- Feedlot Placements Report
- Feeder Steer/Calf Combination
- Slaughter Cattle by Class
- Canadian Fed Cattle
- Boxed Beef Cutouts
- USDA Nonfed Beef Report
- Vs. Weekly Meat Production Under Federal Inspection
- Drought Conditions & Weather Outlook
- Cattle Market Sentiment
- Interactive Sector Review
- Gross Sales of Feeder & Stocker Cattle
- Weekly Hay Reports

Links to the articles below are included because we found them to be of interest but their content does not necessarily reflect the belief of The Cattle Range

- Cattle Market Sentiment
- USDA Weekly Calculated Slaughter Report
- R-CALF: Preliminary Warnings Power with Consolidation
- Supplemental Nutrition Assistance Program Cuts Disproportionately Hurt Rural
- Jobless Claims fall to lowest level since November

Boehringer Ingelheim
Cattle Range
FARM & RANCH
CATTLE RANGE SUPPORT
CLICK HERE TO SUBSCRIBE
Cattle Range
FAMILY OWNED
CUSTOMER FOCUSED
CLICK HERE TO SUBSCRIBE

Contents

Market Overview

Fed Cattle	02/20/26	Week Ago	Month Ago	Year Ago	5 Yr. Ago
Net Gain	0.00	0.00	0.00	0.00	0.00
Live Cattle Futures	**02/20/26**	**Week Ago**	**Month Ago**	**Year Ago**	**5 Yr. Ago**
Apr-26	236.42	240.07	234.95	237.45	236.35
Jun-26	239.37	242.27	237.30	239.57	239.15
Aug-26	240.57	243.17	239.57	241.07	241.07
Feeder Futures	**02/20/26**	**Week Ago**	**Month Ago**	**Year Ago**	**5 Yr. Ago**
Mar-26	357.60	358.67	355.92	352.92	352.92
Apr-26	359.67	361.00	358.17	355.17	355.17
May-26	361.67	363.00	360.17	357.17	357.17
Fed Cattle	**02/20/26**	**Week Ago**	**Month Ago**	**Year Ago**	**5 Yr. Ago**
Texas-Oklahoma	240.00	240.00	240.00	240.00	240.00
Nebraska	243.00	243.00	243.00	243.00	243.00
Feedout Closeouts	**02/20/26**	**Week Ago**	**Month Ago**	**Year Ago**	**5 Yr. Ago**
Net Gain	0.00	0.00	0.00	0.00	0.00
Cutout Projected	**02/20/26**	**Week Ago**	**Month Ago**	**Year Ago**	**5 Yr. Ago**
Choice	382.00	386.90	384.00	384.00	384.00
Avg. National Prices	**02/20/26**	**Week Ago**	**Month Ago**	**Year Ago**	**5 Yr. Ago**
Fed Cattle	240.00	240.00	240.00	240.00	240.00
Dressed Cattle	382.00	386.90	384.00	384.00	384.00
Boxed Cattle	**02/20/26**	**Week Ago**	**Month Ago**	**Year Ago**	**5 Yr. Ago**
Choice	549.19	554.09	551.19	551.19	551.19
Select	483.00	483.00	483.00	483.00	483.00
Cattle/ Cow Cutout	**02/20/26**	**Week Ago**	**Month Ago**	**Year Ago**	**5 Yr. Ago**
Boxed Beef Cutout	2,000.00	2,000.00	2,000.00	2,000.00	2,000.00
Cattle/Cow Cutout	1,000.00	1,000.00	1,000.00	1,000.00	1,000.00
Grade Cow	4.00	4.00	4.00	4.00	4.00
Utility Cow	3.00	3.00	3.00	3.00	3.00
Cutter Cow	2.00	2.00	2.00	2.00	2.00
Canner Cow	1.00	1.00	1.00	1.00	1.00

National Feeder & Stocker Cattle Weekly Average



Week Ending	02/14/26	Prior Week	1 Year Ago	2 Years Ago	3 Years Ago	5 Yr. Avg.
Steers	374.00	374.00	374.00	374.00	374.00	374.00
Heifers	374.00	374.00	374.00	374.00	374.00	374.00
Grand Total	374.00	374.00	374.00	374.00	374.00	374.00
Grand Total	374.00	374.00	374.00	374.00	374.00	374.00

This Week's Feeder/Stocker Cattle Prices below are extremely average prices compared to where the overall market is currently trading. Feeder cattle are generally trading higher than last week.

Contents

Feeder Steers

300 lb. Steers	02/20/26	Week Ago	Month Ago	Year Ago	5 Yr. Avg.
Medium & Large	374.00	374.00	374.00	374.00	374.00
Frame 1	374.00	374.00	374.00	374.00	374.00
Frame 2	374.00	374.00	374.00	374.00	374.00
Frame 3	374.00	374.00	374.00	374.00	374.00
Frame 4	374.00	374.00	374.00	374.00	374.00
Frame 5	374.00	374.00	374.00	374.00	374.00
Average	**374.00**	**374.00**	**374.00**	**374.00**	**374.00**
Change	**0.00**	**0.00**	**0.00**	**0.00**	**0.00**
Percent Change	**0.0%**	**0.0%**	**0.0%**	**0.0%**	**0.0%**
Feeder Heifers	**02/20/26**	**Week Ago**	**Month Ago**	**Year Ago**	**5 Yr. Avg.**
Medium & Large	374.00	374.00	374.00	374.00	374.00
Frame 1	374.00	374.00	374.00	374.00	374.00
Frame 2	374.00	374.00	374.00	374.00	374.00
Frame 3	374.00	374.00	374.00	374.00	374.00
Frame 4	374.00	374.00	374.00	374.00	374.00
Frame 5	374.00	374.00	374.00	374.00	374.00
Average	**374.00**	**374.00**	**374.00**	**374.00**	**374.00**
Change	**0.00**	**0.00**	**0.00**	**0.00**	**0.00**
Percent Change	**0.0%**	**0.0%**	**0.0%**	**0.0%**	**0.0%**
Feedout Cattle	**02/20/26**	**Week Ago**	**Month Ago**	**Year Ago**	**5 Yr. Avg.**
Steers	374.00	374.00	374.00	374.00	374.00
Heifers	374.00	374.00	374.00	374.00	374.00
Average	374.00	374.00	374.00	374.00	374.00
Stocker Steers	**02/20/26**	**Week Ago**	**Month Ago**	**Year Ago**	**5 Yr. Avg.**
Medium & Large	374.00	374.00	374.00	374.00	374.00
Frame 1	374.00	374.00	374.00	374.00	374.00
Frame 2	374.00	374.00	374.00	374.00	374.00
Frame 3	374.00	374.00	374.00	374.00	374.00
Frame 4	374.00	374.00	374.00	374.00	374.00
Frame 5	374.00	374.00	374.00	374.00	374.00
Average	**374.00**	**374.00**	**374.00**	**374.00**	**374.00**
Change	**0.00**	**0.00**	**0.00**	**0.00**	**0.00**
Percent Change	**0.0%**	**0.0%**	**0.0%**	**0.0%**	**0.0%**
Stocker Heifers	**02/20/26**	**Week Ago**	**Month Ago**	**Year Ago**	**5 Yr. Avg.**
Medium & Large	374.00	374.00	374.00	374.00	374.00
Frame 1	374.00	374.00	374.00	374.00	374.00
Frame 2	374.00	374.00	374.00	374.00	374.00
Frame 3	374.00	374.00	374.00	374.00	374.00
Frame 4	374.00	374.00	374.00	374.00	374.00
Frame 5	374.00	374.00	374.00	374.00	374.00
Average	**374.00**	**374.00**	**374.00**	**374.00**	**374.00**
Change	**0.00**	**0.00**	**0.00**	**0.00**	**0.00**
Percent Change	**0.0%**	**0.0%**	**0.0%**	**0.0%**	**0.0%**
Stocker Cows	**02/20/26**	**Week Ago**	**Month Ago**	**Year Ago**	**5 Yr. Avg.**
Medium & Large	374.00	374.00	374.00	374.00	374.00
Frame 1	374.00	374.00	374.00	374.00	374.00
Frame 2	374.00	374.00	374.00	374.00	374.00
Frame 3	374.00	374.00	374.00	374.00	374.00
Frame 4	374.00	374.00	374.00	374.00	374.00
Frame 5	374.00	374.00	374.00	374.00	374.00
Average	**374.00**	**374.00**	**374.00**	**374.00**	**374.00**
Change	**0.00**	**0.00**	**0.00**	**0.00**	**0.00**
Percent Change	**0.0%**	**0.0%**	**0.0%**	**0.0%**	**0.0%**
Stocker Calves	**02/20/26**	**Week Ago**	**Month Ago**	**Year Ago**	**5 Yr. Avg.**
Medium & Large	374.00	374.00	374.00	374.00	374.00
Frame 1	374.00	374.00	374.00	374.00	374.00
Frame 2	374.00	374.00	374.00	374.00	374.00
Frame 3	374.00	374.00	374.00	374.00	374.00
Frame 4	374.00	374.00	374.00	374.00	374.00
Frame 5	374.00	374.00	374.00	374.00	374.00
Average	**374.00**	**374.00**	**374.00**	**374.00**	**374.00**
Change	**0.00**	**0.00**	**0.00**	**0.00**	**0.00**
Percent Change	**0.0%**	**0.0%**	**0.0%**	**0.0%**	**0.0%**

Contents

Contents

Monthly Feeder Cattle Weighted Average Futures Charts & Net Gains

Contents

Monthly Feeder Cattle Net Gains

Contents

Gross Sales of Feeder & Stocker Cattle

Contents

Cattle Futures Charts of Commonly Traded

Contents

Nonfuel Feeder Cattle Weekly Import Summary

Due to the Mexico accessions, the trade is closed for livestock imports until further notice.

- The suspension will continue on a month-by-month basis.

Contents

Chart of the Week

Photo of the Week

- **Enjoy & SHIP Best Wishes...Conrad OK**

Contents

Glossary (for Beef Weekly Analysis)

"Shooter the Bull" Weekly Analysis:

Fed Cattle: Trade in the Southern Plains was steady at 240.00 with Northern Plains trade steady at 242.00 and Nebraska trade steady at 243.00. Dressed sales were steady at 382.00 with a report of some Canadian heifers averaging 20 lbs heavier, contributing to the lower dressed price. Cutout values were higher on Friday.

The Week Ahead: Until this Monday's high (246.00) trade gets penetrated, the trend is sideways. Cutout values will be watched for direction.

Feeder Steers: The Feeder Cattle Index closed at 1.00 in the negative zone and -0.01 in higher with cash trade at 0.00 down 0.00 higher. In the 5 back months, Feeder Cattle futures were 1.08 to 1.47 higher.

The Week Ahead: Feeder cattle futures are 1.00 to 1.47 higher. Watch for direction.

Live Cattle Futures: The Live Cattle Index closed at 1.00 in the negative zone and -0.01 in higher with cash trade at 0.00 down 0.00 higher. In the 5 back months, Feeder Cattle futures were 1.08 to 1.47 higher.

The Week Ahead: Live Cattle futures are 0.97 to 1.47 higher. Watch for direction.

Boxed Beef Cutout: The Cutout Index was 0.00 in the negative zone and -0.01 higher with select 549.19 down 4.90. The Choice/Select spread is 66.19 in the negative.

The Week Ahead: Watch for direction. Choice is 0.97 to 1.47 higher.

Feeder Cattle Futures: 0.97 to 1.47 higher.

Slaughter Cows: Trade mostly 1.00 to 3.00 higher.

Fed beef boxed production was moderate/average for the week ending Saturday, February 21st was 1.00 higher than last week and 1.00 higher than last year. Production for the last four weeks averaged a week ago and 1.0 percent lower than a year ago. Cumulative beef production for the year to date is 1.0 percent lower than last year. Cutout values were higher.

Cattle Range closed at 0.00% (0.00)% lower.

Contents

February USDA Cattle on Feed Report: Released by USDA on February 23, 2026

United States Cattle on Feed Down 2 Percent

Cattle and calves on feed for slaughter markets in the United States for feedlots with capacity of 1,000 or more head totaled 11.3 million head on February 1, 2026. The inventory was 2 percent lower than last year.

Placements in feedlots for the month of February 1 totaled 1.7 million head. Placements were 2 percent lower than last year. Placements were 1.0 million head in Texas, 0.140 million head in Kansas, 0.140 million head in Nebraska, 0.140 million head in Colorado, 0.140 million head in Arizona, 0.140 million head in California, 0.140 million head in Idaho, 0.140 million head in Oregon, 0.140 million head in Washington, 0.140 million head in Wyoming, 0.140 million head in Iowa, 0.140 million head in Minnesota, 0.140 million head in Utah, 0.140 million head in Wisconsin, 0.140 million head in Other States, 0.140 million head in Other States, 0.140 million head in Other States

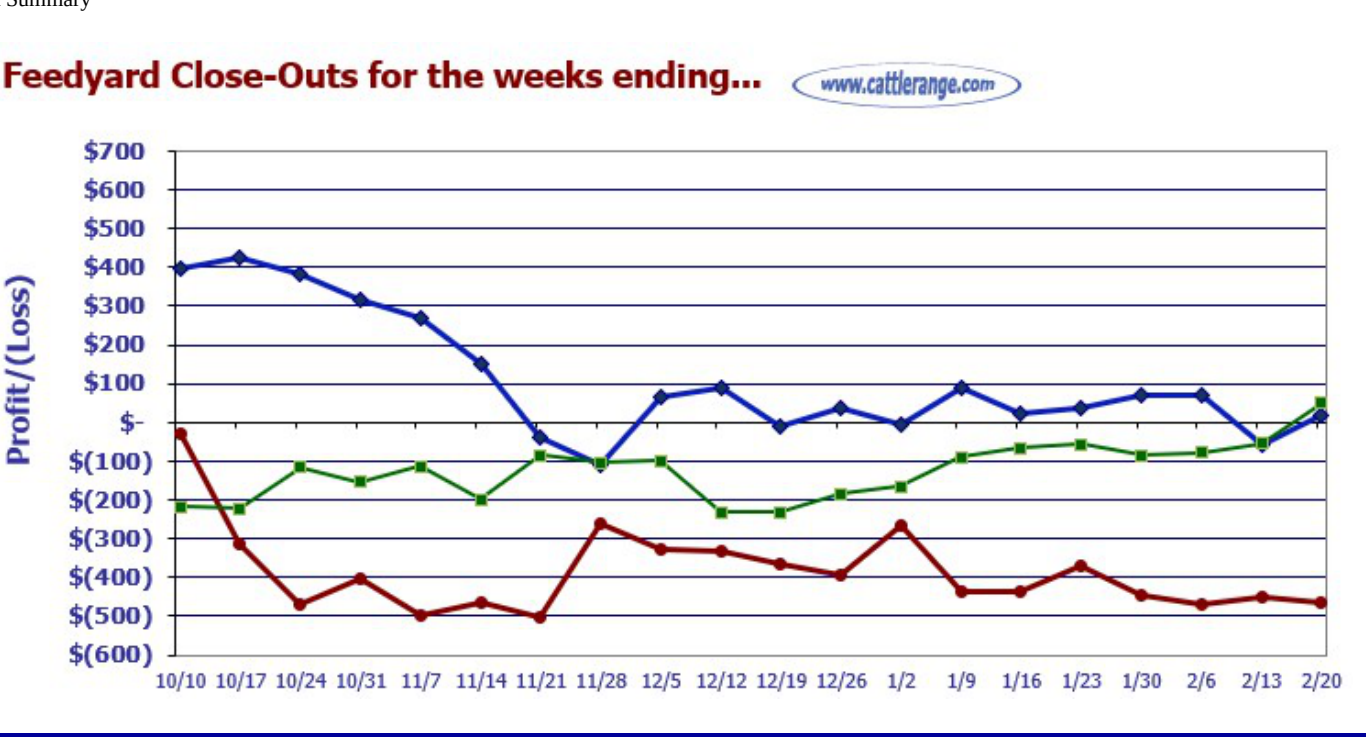

Closeout for un-hedged steers placed on-feed 190 days ago & sold this week: $16.57
Projection based on the futures when placed on-feed 190 days ago: $49.14
Projection based on the futures for steers placed on-feed this week: ($463.58)

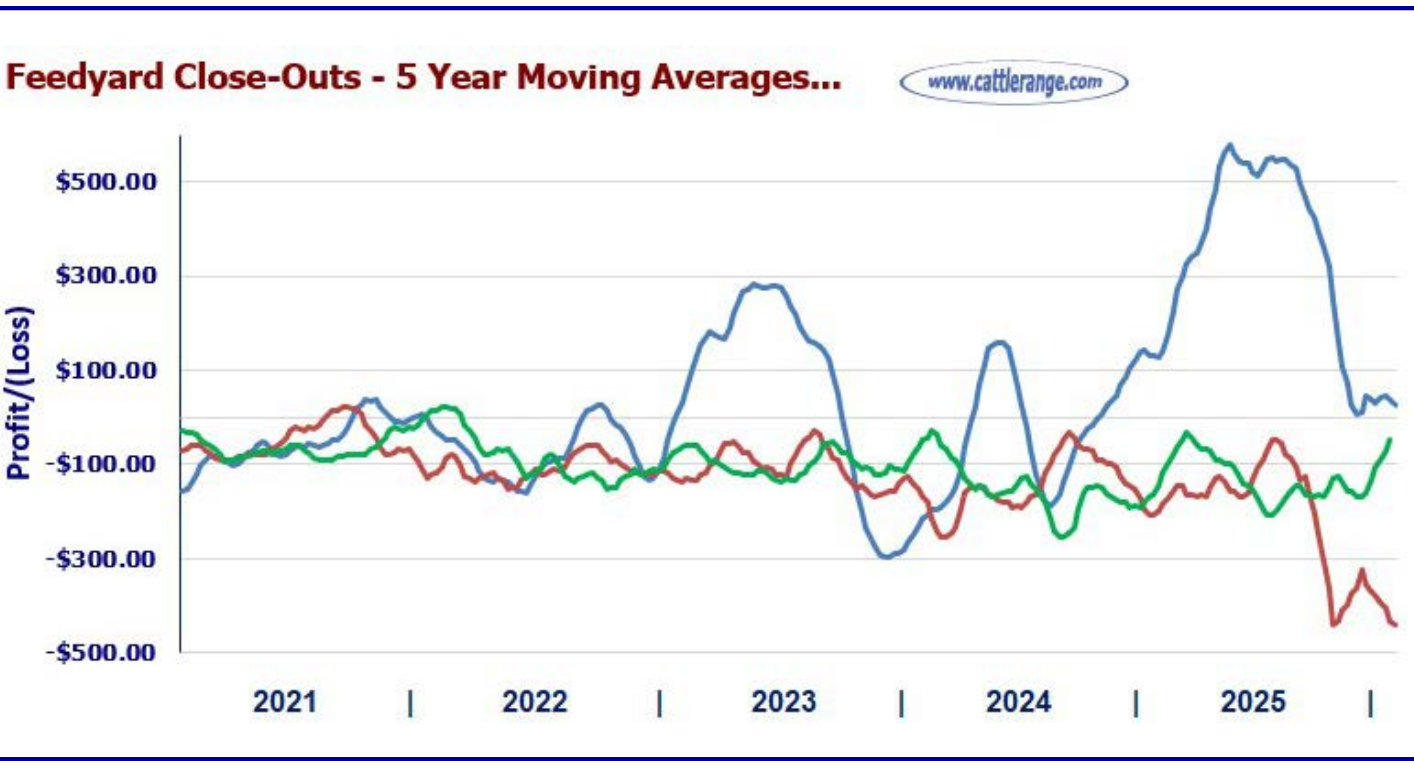

^ Contents

Feeder Steers/Corn Correlation: 5 Year Moving Average

Per cwt. price for feeder & slaughter steers compared to the cost of 25 bushels of corn.

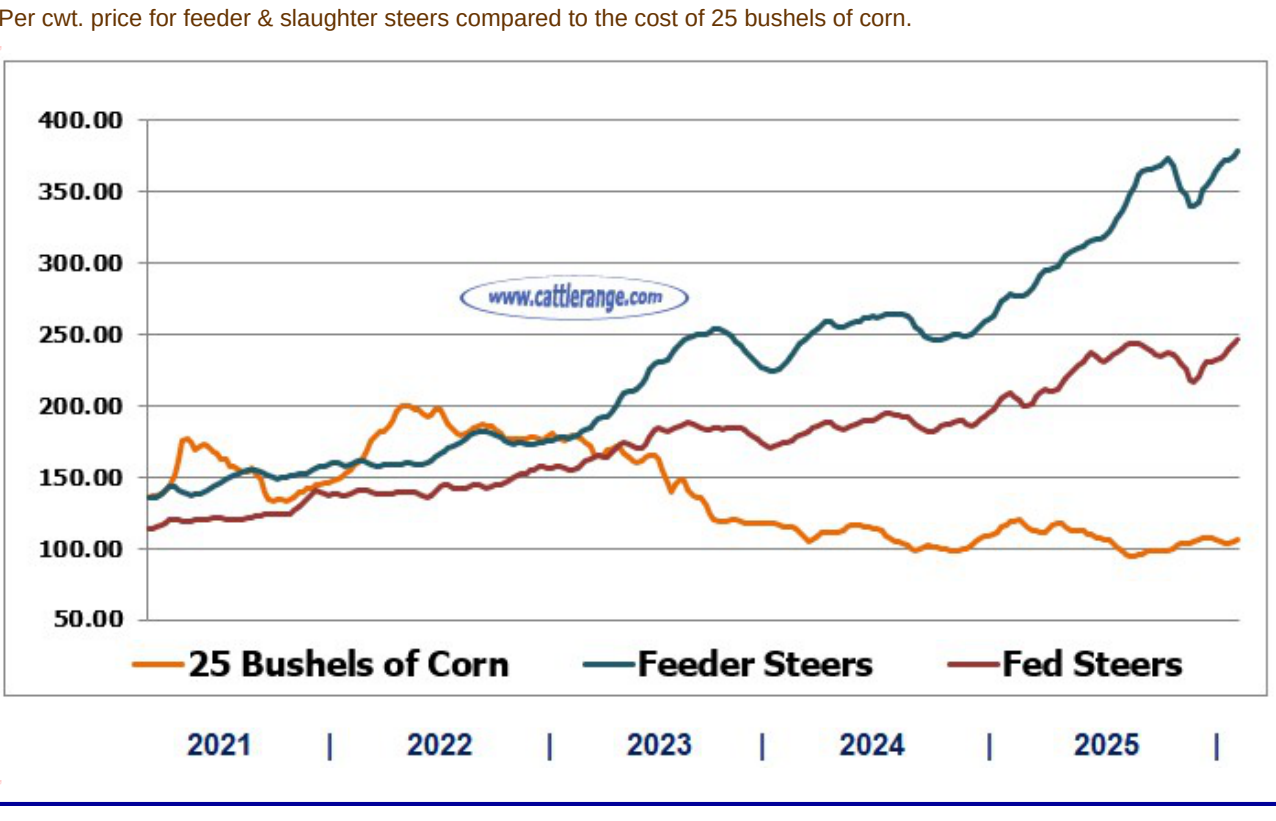

^ Contents

Federally Inspected Slaughter Cattle by Class:

Released by USDA Market News Service for last week.

	Head	% of Total
Steers	264,598	49.1%
Heifers	171,348	31.8%
Dairy Cows	60,524	11.2%
Other Cows	36,284	6.7%
Bulls	6,153	1.1%
Total	**538,907**	

Livestock Slaughter under Federal Inspection:

Livestock & Poultry Slaughter

Current Day Slaughter

Fri Feb 20, 2026		Week Ago	Year Ago	WTD	Prev Week WTD	Last Year WTD	2026 YTD	2025 YTD	YTD % Change
Calves	1,000	1,000	645	5,000	5,000	2,487	19,707	20,797	-5.2%
Cattle	89,000	86,000	108,174	516,000	540,000	549,758	3,929,537	4,364,969	-10.0%
Hogs	460,000	446,000	466,627	2,372,000	2,368,000	2,379,466	18,555,620	18,991,186	-2.3%
Sheep	7,000	5,000	6,103	37,000	39,000	34,307	264,139	256,964	2.8%
Chicken (Young)	32,360,000	31,409,000	36,047,000	174,233,000	172,976,000	169,288,000	1,268,236,000	1,340,845,000	-5.4%

Sat Feb 21, 2026		Week Ago	Year Ago	WTD	Prev Week WTD	Last Year WTD	2026 YTD	2025 YTD	YTD % Change
Calves	0	0	0	5,000	5,000	2,487	19,707	20,797	-5.2%
Cattle	0	1,000	14,979	516,000	541,000	564,737	3,929,537	4,379,948	-10.3%
Hogs	144,000	129,000	121,903	2,516,000	2,497,000	2,501,369	18,699,620	19,113,089	-2.2%
Sheep	0	0	16	37,000	39,000	34,323	264,139	256,980	2.8%
Chicken (Young)	806,000	1,829,000	0	175,039,000	174,805,000	169,288,000	1,269,042,000	1,340,845,000	-5.4%

Alberta Fed Cattle Prices: Alberta Beef Producers - Calgary AB

Alberta direct cattle sales so far this week have seen light trade develop with most of the dressed sales from $525.00-530.00/cwt, $5.00/cwt higher than the previous week. Cattle that traded were being scheduled anywhere from immediate to the first half of March delivery. The price spread between Western and Eastern Canada has narrowed, fed cattle from Saskatchewan are coming west into Alberta for slaughter versus going East. With calf and feeder prices moving back to record high levels, feedlots are looking at record high breakeven on new bunk replacements. Many producers have mentioned the best inventory is in the feedlot. Some have opted to keep adding weight to their finished cattle versus bringing in new bunk replacements.

Canadian Prices expressed in Canadian Dollars

^ Contents

Boxed Beef Cutouts:

USDA Estimated Boxed Beef Cut-out Values as 2/20/26

Based on negotiated prices and volume of boxed beef cuts delivered within 0-21 days and on average industry cutting yields. Values reflect U.S. dollars per 100 pounds.

	Choice 600-900	Select 600-900
Current Cutout Values:	366.70	360.74
Change from prior day:	1.53	0.95
Choice/Select spread:	5.96	
Total Load Count (Cuts, Trimmings, Grinds):	106	

Composite Primal Values

	Choice	Select
Primal Rib	502.67	494.06
Primal Chuck	318.51	315.27
Primal Round	334.45	336.82
Primal Loin	474.81	451.84
Primal Brisket	293.01	300.98
Primal Short Plate	266.49	266.49
Primal Flank	180.14	178.41

Load Count And Cutout Value Summary For Prior 5 Days

Date	Choice	Select	Trim	Grinds	Total	Choice 600-900	Select 600-900
02/19	69	14	6	9	97	365.17	359.79
02/18	79	9	12	10	111	363.80	360.63
02/17	95	10	7	7	119	364.76	360.22
02/16	34	8	3	5	50	367.77	361.23
02/13	37	8	10	5	60	364.47	363.42
Current 5 Day Simple Average:						365.20	361.06

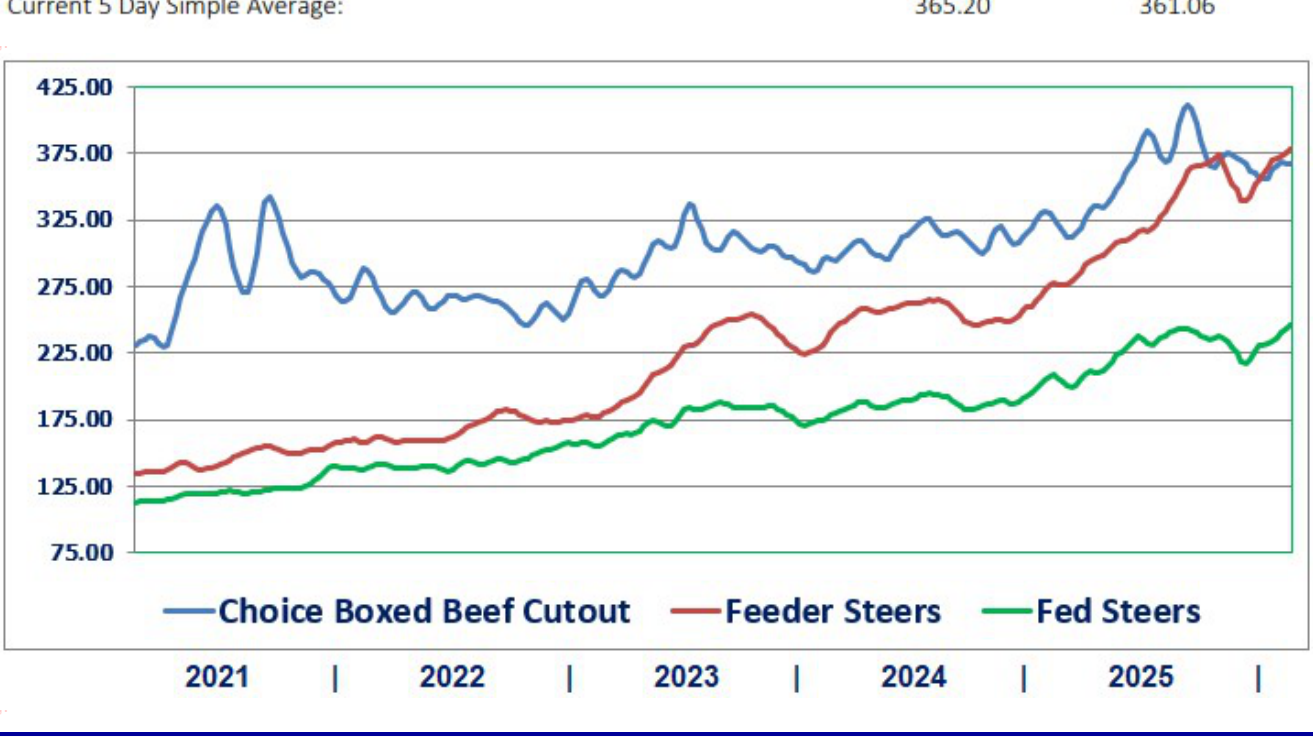

USDA National Steer & Heifer Estimated Grading Percent Report:

Released by USDA Market News Service for last week.

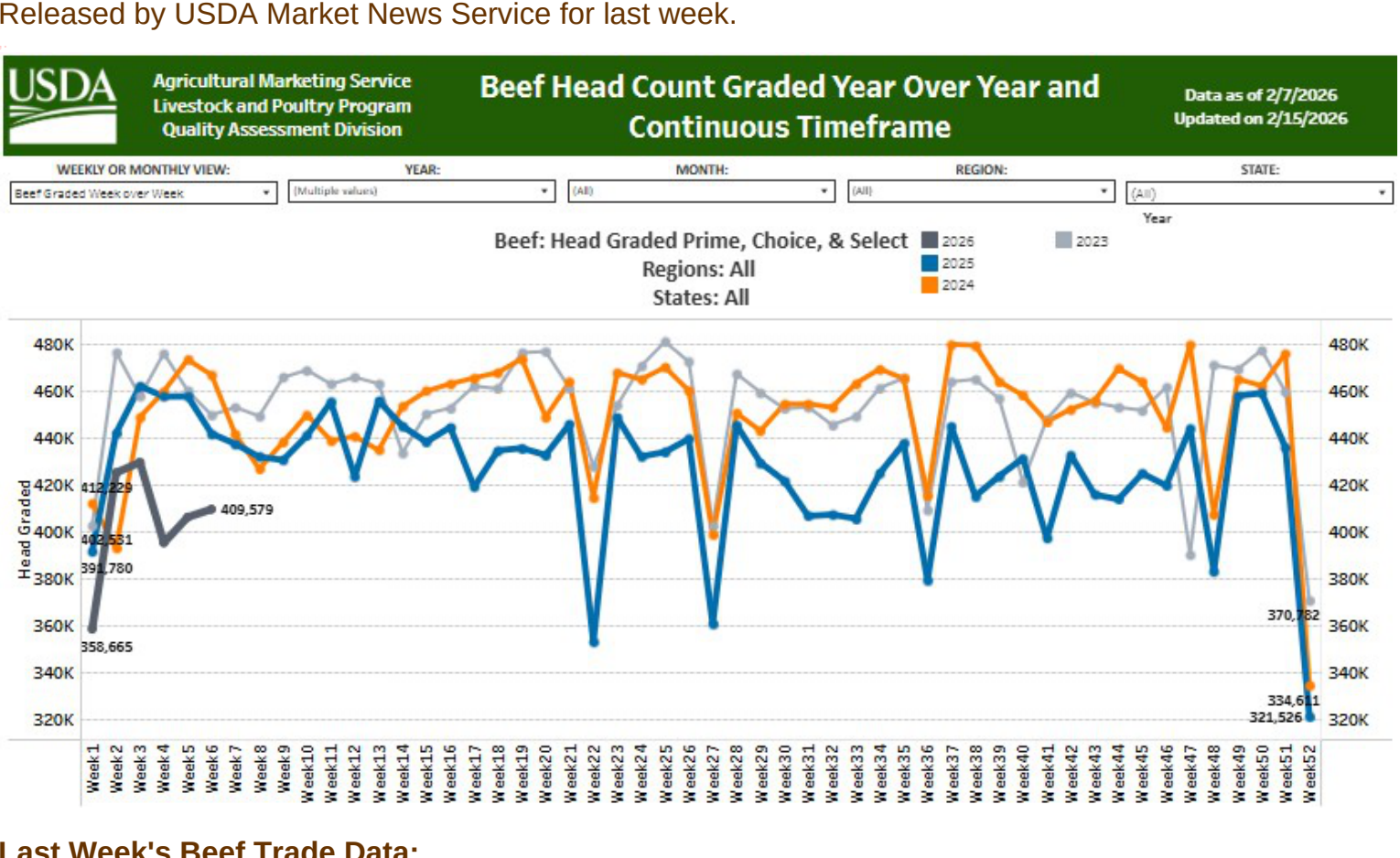

Last Week's Beef Trade Data:

- **Net sales** of 14,700 MT for 2026 were down 6 percent from the previous week and 13 percent from the prior 4-week average.
- **Exports** of 13,400 MT were up 15 percent from the previous week and 7 percent from the prior 4-week average.

^ Contents

USDA National Retail Beef Report:

National Summary of Advertised Prices for Beef at Major Retail Supermarket Outlets

This week in beef retail, the Feature Rate increased by 9.0% while the Activity Index decreased by 7.8%. Compared to last week, items from the chuck, round, sirloin, other/misc., ground, and deli sections increased in ad space while items from the loin and rib decreased sharply. Items from the brisket and variety meat sections remained mostly steady in ad space. Items from the rib and loin tumbled 67% and 41% respectively, replaced with features for end meats and grinds marking a return to typical winter beef features following last week's Valentine's Day steak features.

Metric	Current Week (CW)	Previous Week (PW)	Previous Year (PY)
Total Outlets	25,521	25,521	24,824
Activity Index	97,282	105,480	86,280
Feature Rate (%)	92.6%	83.6%	84.5%

Explanatory Notes:

Activity Index: A measure of the absolute frequency of feature activity equal to the total number of stores for each advertised item, e.g., a retailer with 100 outlets featuring 3 items has an activity index of 300.

Feature Rate: The amount of sampled stores advertising any reported item during the current week, expressed as a 'percentage of the total sample.

^ Contents

Est. Weekly Meat Production Under Federal Inspection:

Total red meat production under Federal inspection for the week ending Saturday, February 21st was estimated at 1013.9 million lbs. according to the USDA Marketing Service This was 1.9 percent lower than a week ago and 2.1 percent lower than a year ago. Cumulative meat production for the year to date was 4.7 percent lower compared to the previous year.

Drought Conditions & Weather Outlook:

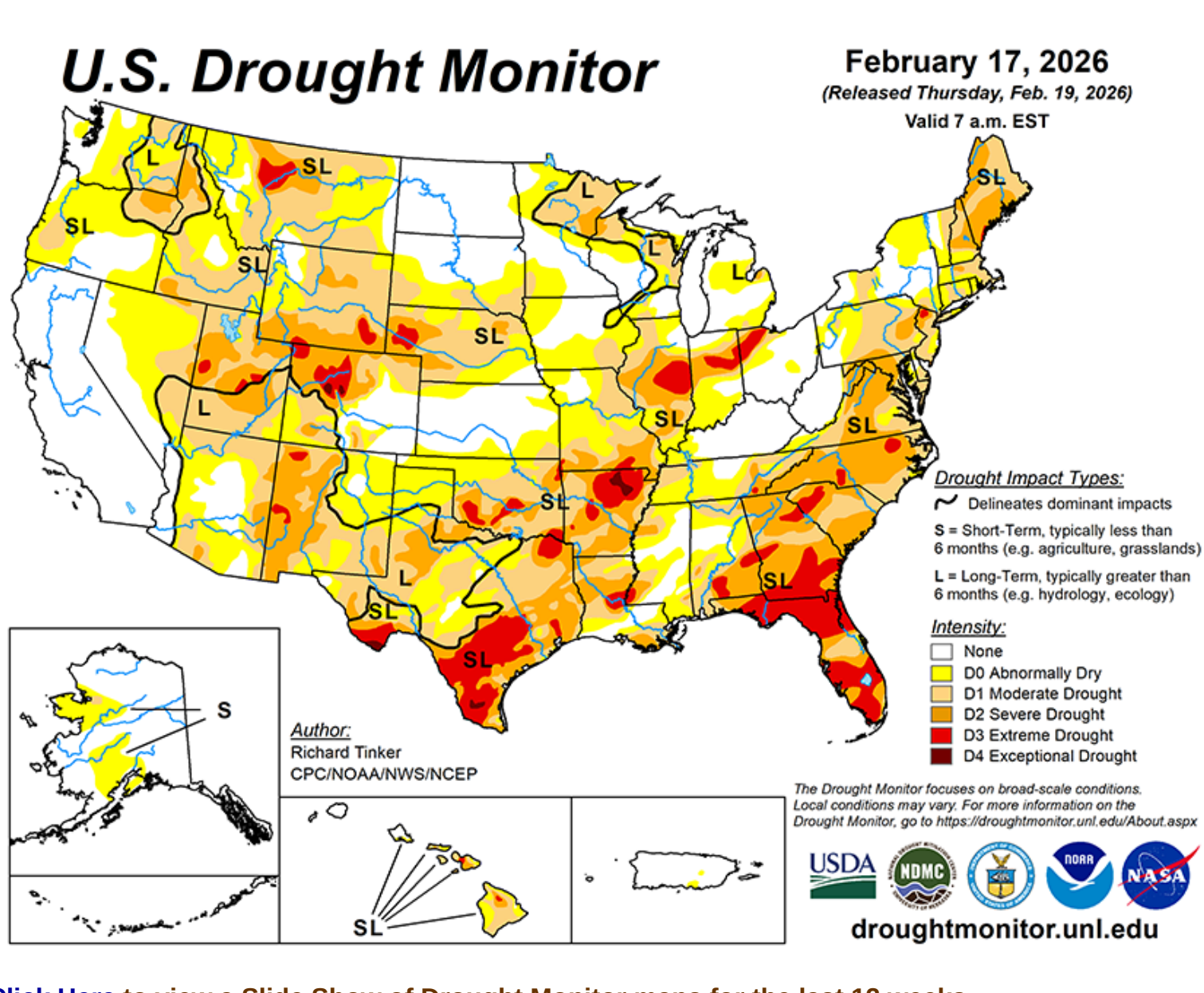

Click Here to view a Slide Show of Drought Monitor maps for the last 12 weeks

40.8%	233.8 Million	146.3 Million	47
of the U.S. and 48.58% of the lower 48 states are in drought this week.	acres of major crops in U.S. are experiencing drought conditions this week.	people in the U.S. and 146.0 Million in the lower 48 states are affected by drought this week.	U.S. states are experiencing Moderate Drought (D1) or worse this week.
↑ 4.2% since last week	↑ 5.9% since last week	↑ 0.7% since last week	— No change since last week
↑ 14.4% since last month	↑ 14.7% since last month	↑ 6.6% since last month	— No change since last month

Canadian 90-Day Percent of Average Precipitation:

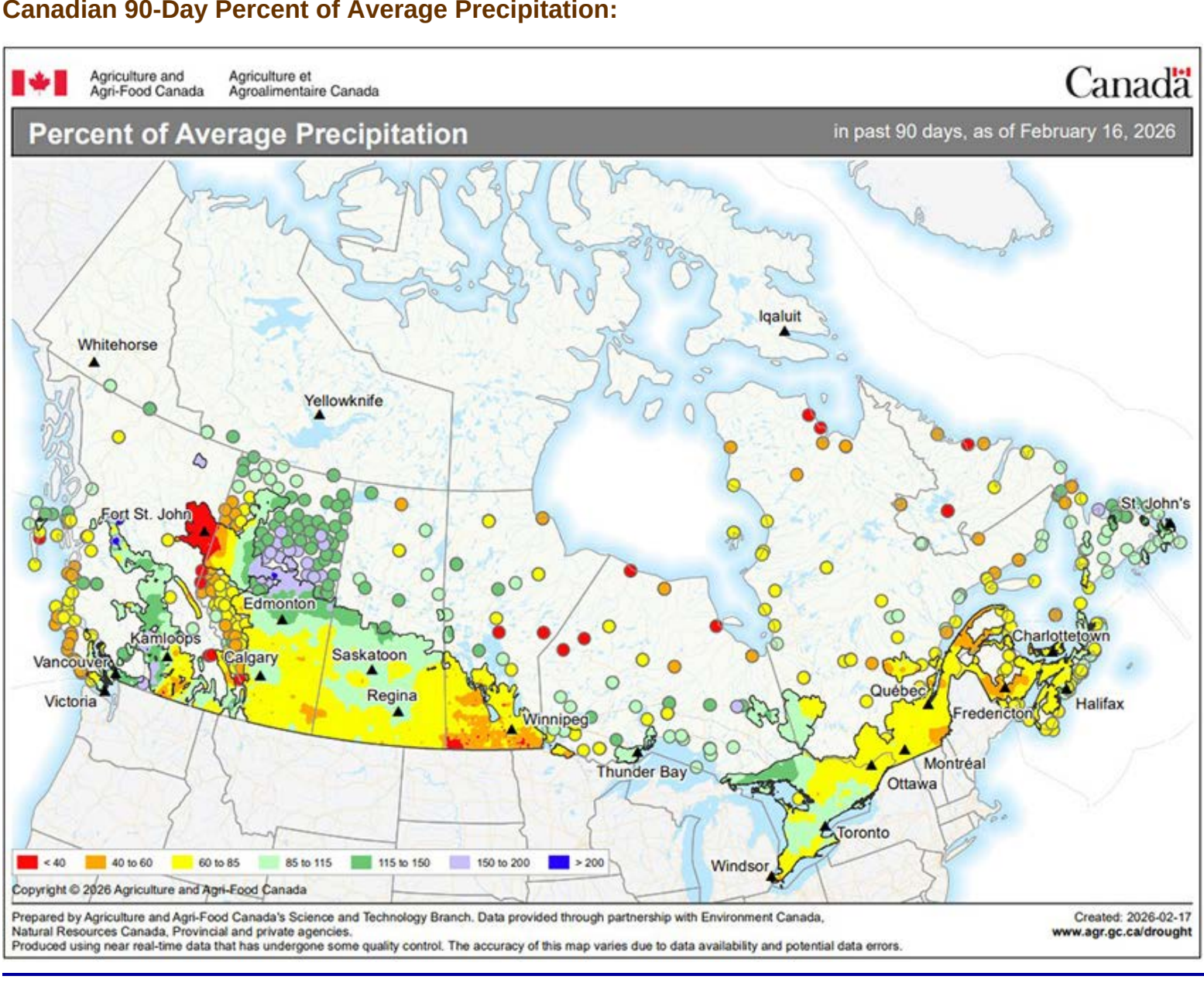

Looking ahead...

The heaviest precipitation over the next few days is forecast along and near part of the West Coast, with at least 2 inches expected across northwestern California, the southern Cascades, and the central and northern Sierra Nevada. Up to 7 inches may fall in isolated higher elevations, most or all of which would be snow. Meanwhile, moderate to heavy amounts (0.5 to 2.0 inches) are forecast across Washington and Oregon from the Cascades westward. Similar amounts are forecast for the northern Great Lakes, and most locations from the Deep South through central New England, with lesser amounts expected over much of the central and northern Carolinas. There is a lot of uncertainty in this area, depending on the development and track of an East Coast storm system that could affect the mid-Atlantic and lower Northeast over the weekend. Light to moderate totals are anticipated over a large part of the interior West, including the Great Basin, much of the northern Intermountain West, and the higher elevations across the Rockies. Several tenths of an inch are possible across the lower Great Lakes, middle and lower Ohio Valley, and the east side of the lower Mississippi Valley. Little or no precipitation is expected across the northern and southern Plains, southern Florida, and northern Maine. Above-normal temperatures are expected from the Southwest through most of the Plains, with many locations expected to average 5 to 11 deg. F above normal. In contrast, subnormal temperatures are forecast in the northernmost Plains, where daily highs could average as much as 9 deg. F below normal. Meanwhile, 5-day average anomalies are expected to range from -2 to -5 deg. F across northern California as well as the Ohio Valley and many locations farther east.

The 6- to 10-day outlook for February 24-28 depicts increased chances for below-normal precipitation across much of the southern tier of the contiguous U.S., from the extreme southern Rockies through the central Gulf Coast and most of Florida. Chances for abnormal dryness exceed 40 percent across most of Texas and some adjacent areas. Farther north, heavier than normal precipitation is at least nominally favored from the mid-Atlantic, southern Appalachians, central Plains, and Desert Southwest northward to the Canadian border. Chances for unusually unsettled weather exceed 60 percent across central and northern California, and top 50 percent central California northward across western Washington and Oregon, as well as the middle and lower Ohio Valley. In Alaska, drier than normal conditions are favored along western parts of the state while surplus amounts are more likely over eastern areas. Across Hawaii, above-normal amounts are marginally favored statewide. Meanwhile, warmer than normal weather is expected to dominate the contiguous 48 states from the Appalachians to the Intermountain West, with chances for significantly warmer than normal conditions topping 80 percent in western Texas. Areas somewhat favoring below-normal temperatures are restricted to the West Coast west of the Cascades, and over much of the Florida Peninsula. Considerably higher chances for unusually cold weather cover most of Alaska, reaching above 70 percent in southwestern parts of the state. In contrast, warmer than normal conditions are somewhat favored across Hawaii, especially across Kauai, Oahu, and the southern Big Island.

Precipitation & Temperature Outlooks:

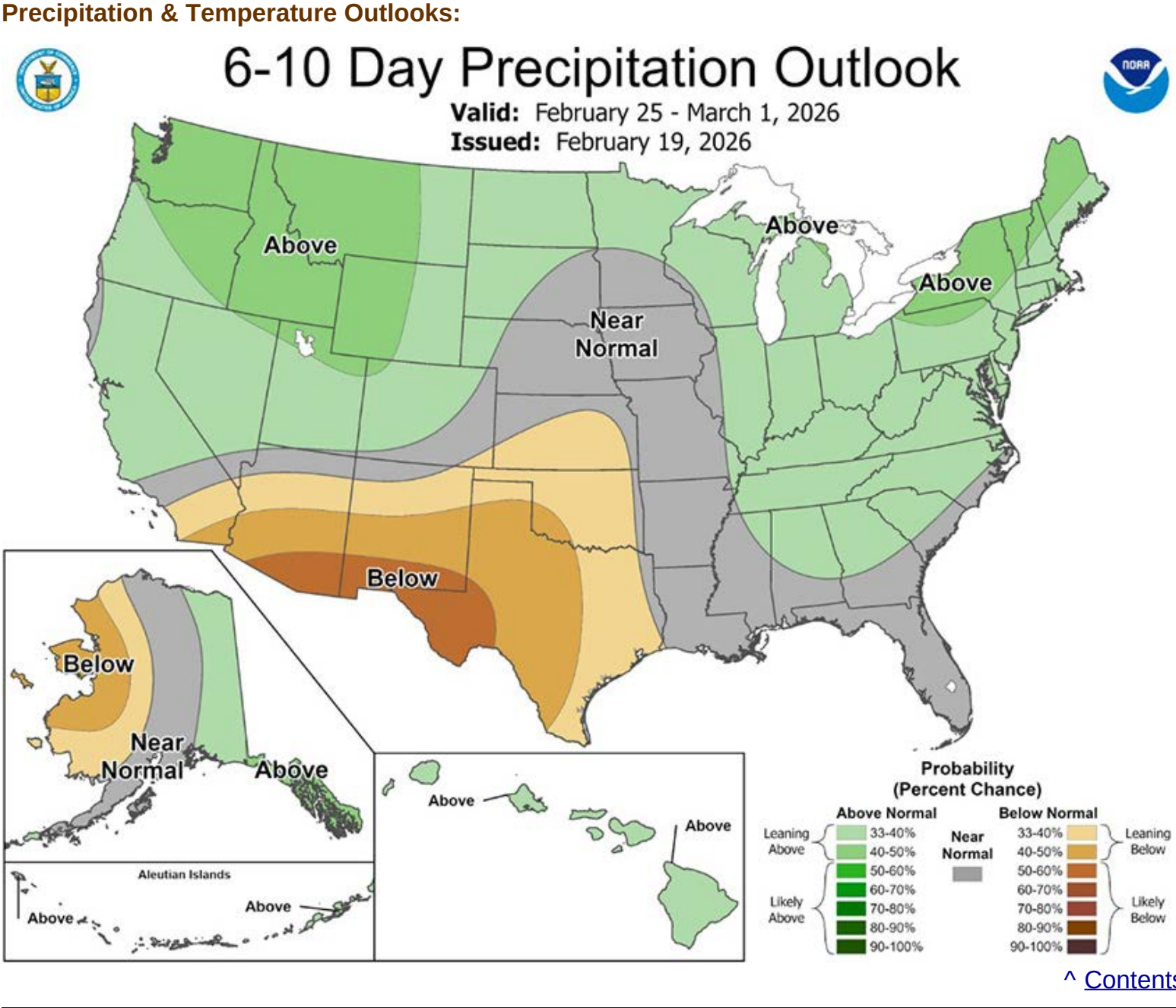

^ Contents

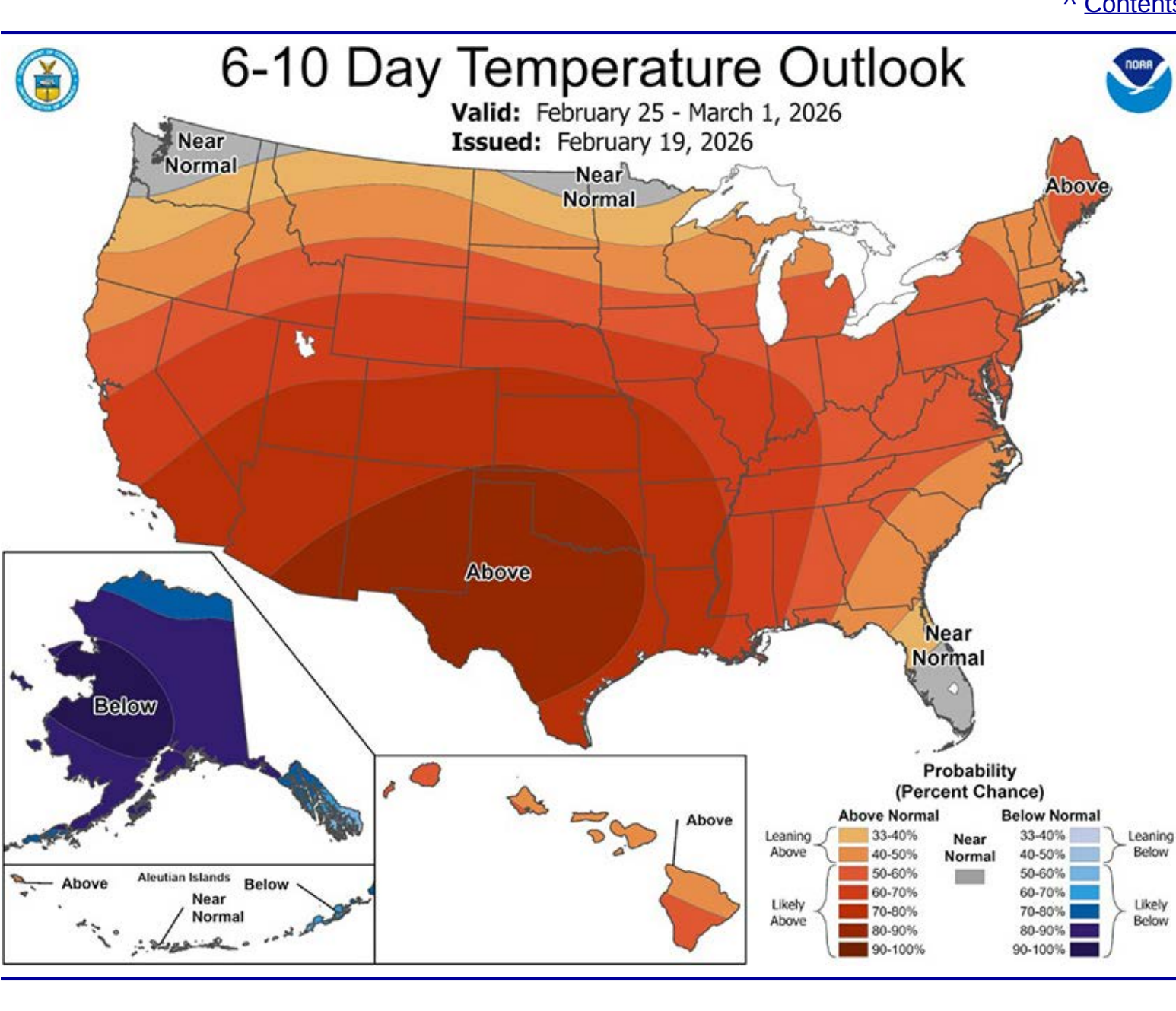

^ Contents

Weekly Grain Market Review:

Grain Prices	02/20/26	Last Week	1 Month Ago	1 Year Ago	5 Yr. Avg.
Omaha Corn	4.23	4.22	4.12	4.84	5.52
Kansas City Wheat	5.31	5.28	5.19	5.57	6.68
May Corn Futures	4.3975	4.4200	4.3050	4.9125	5.3786
May Wheat Futures	5.8025	5.4850	5.2950	5.9000	6.7134

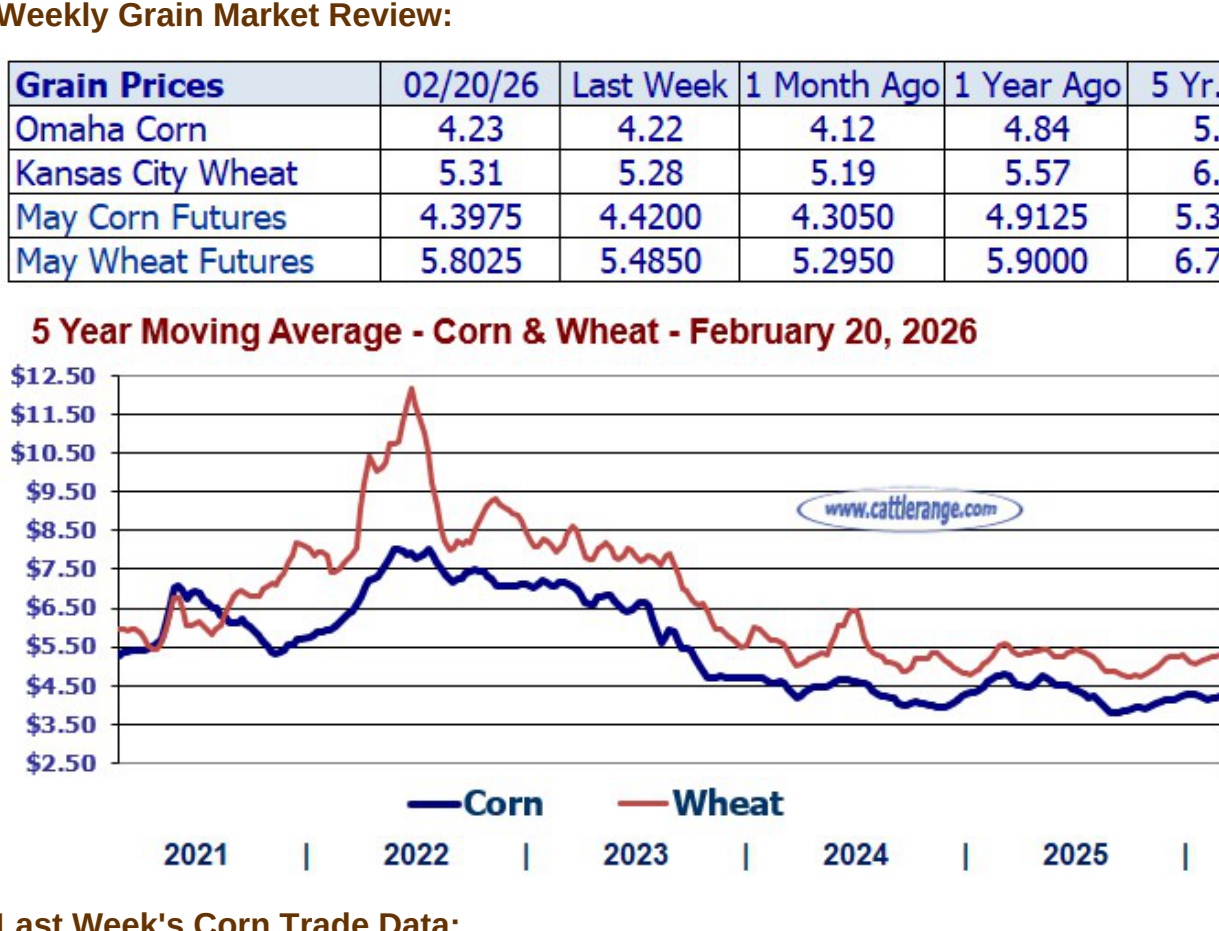

Last Week's Corn Trade Data:

- **Net sales** of 1,469,500 MT for 2025/2026 were down 29 percent from the previous week and 33 percent from the prior 4-week average.
- **Exports** of 1,626,900 MT were up 8 percent from the previous week and 13 percent from the prior 4-week average.

^ Contents

Regional Auction Reports... Click Link to view entire report

Last Friday & Saturday Auctions:

Burwell Livestock Auction Market - Burwell NE
This Week: 3,190
Last Reported: 3,385
Last Year: 2,110
Compared with last weeks auction, 600 to 800 lbs steers traded unevenly steady. A limited number of comparable offerings for heifer, with 700 lbs offerings trading 15.00 higher. Several offerings going to the breeding pastures. Demand was good with several buyers and active internet bidding.

Ft. Pierre Livestock Auction - Ft. Pierre SD
This Week: 7,892
Last Reported: 4,313
Last Year: 6,753
Compared to two week: Steers from 600 lbs to 749 lbs were mostly 10.00 to 15.00 higher, instances 20.00 higher, steers from 750 lbs to 799 lbs were 8.00 to 10.00 lower, steers from 800 lbs to 899 lbs were 8.00 to 12.00 higher; Heifers not well tested but higher undertones noted. Very good demand for all classes of cattle today.

Lexington Livestock Market - Lexington, NE
This Week: 4,100
Last Reported: 2,931
Last Year: 2,588
Compared to last week steers and heifers under 600 lbs sold steady to 20.00 higher and steers and heifers over 600 lbs sold steady to 10.00 higher. Demand was good from the buyers in the crowd with internet activity noticed.

Torrington Livestock Commission - Torrington WY
This Week: 608
Last Reported: 3,336
Last Year: 582
Compared to last week; slaughter and feeder cows traded 2.00 to 3.00 higher. Slaughter bulls traded 5.00 higher. A lighter offering this week with numbers getting short around the area. High demand for all classes of cows this week with several buyers in the seats.

Cattleman's Livestock Auction - Belen NM
This Week: 452
Last Reported: 522
Last Year: 613
Compared to last week: Limited comparisons on all classes. Steer and heifer calves sold 15.00-20.00 higher. Feeder steers and heifers sold 5.00-10.00 higher. Slaughter cows and bulls sold steady. Trade moderate demand good.

Santa Teresa Livestock Auction (Imported Mexican Cattle) - Santa Teresa NM
Due to the New World screwworm, the border has been closed for livestock imports until further notice. The suspension will continue on a month-by-month basis.

Eastern MO Commission Company - Bowling Green, MO
This Week: 2,091
Last Reported: 995
Last Year: 1,707
Compared to last week, a much larger offering this week with steer calves under 550 lbs lightly tested with 450-500 lb selling with a firm to higher undertone, 550-600 lb steers sold 5.00-10.00 higher with 600-650 lb steers and 600-750 lb heifers all trading with a sharply higher undertone on limited supply from last week, feeder steers weighing 700-900 lbs sold with a firm to higher undertone. Heifer calves weighing 400-500 lbs sold steady to firm with 500-600 lb heifer calves selling 10.00-20.00 higher.

Smith County Commission - Carthage TN
This Week: 772
Last Reported: 561
Last Year: 301
Compared to last week Feeder Steers/Bulls 20.00 higher with instances of 40.00 higher; Feeder Heifers under 450lbs 25.00 higher, over 450 lbs 15.00 lower; Quality good with strong demand; Slaughter Cows 2.00 to 5.00 higher; Slaughter Bulls unevenly steady.

Carolina Stockyards – Livestock Auction – Siler City, NC
This Week: 975
Last Reported: 276
Last Year: 539
Slaughter cattle were 6.00 lower this week compared to last week . Feeder cattle were 6.00 to 8.00 higher this week compared to last week. Demand was moderate ; market activity and buyer interest were moderate . Offerings moderate with quality average .

Monday Auctions:

Sioux Falls Regional Livestock Report - Worthing SD
This Week: 5,666
Last Reported: 5,198
Last Year: 3,693
Compared to last week: Feeder steers steady to 5.00 higher, instances to 10.00 higher. Feeder heifers unevenly steady. Very good demand again this week for all weights of steers and heifers. With reports of fat cattle up to 246.00 in the north, and up to 249.00 in the south, there was more fuel added to fire under the feeder cattle market.

Tri-State Livestock Auction Market - McCook NE
This Week:
Last Reported:
Last Year:
Tri-State Livestock has discontinued their market reporting for the time being.

Oklahoma National Stockyards Feeder Cattle - Oklahoma City OK
This Week: 6,700
Last Reported: 9,253
Last Year: 3,169
Compared to last week: Feeder steers steady to 4.00 higher. Feeder heifers 5.00-10.00 higher. Steer calves mostly steady. Heifer calves steady to 5.00 higher. Demand moderate to good. Buyers a little more selective for kind and conditions. Trade from northern accounts remains active. Quality mostly average. few attractive.

Tulsa Livestock Auction - Tulsa, OK
This Week: 2,058
Last Reported: 3,060
Last Year: 0
Compared to last week: Steers were 12.00 higher and Heifers were 8.00 higher. Quality and demand were both good. Slaughter cows were steady to 5.00 higher and Slaughter bulls were steady.

Roswell Livestock Auction - Roswell NM
This Week: 1,689
Last Reported: 1,300
Last Year: 1,780
Compared to last week; Steer calves sold moderately lower according to shape and fill. Few 550-600 lbs being 7.00 higher. Feeder steers sold 6.00-10.00 higher except 700-800 lbs being 5.00-9.00 lower. Heifer calves that had any pre-conditioning sold higher with plainer calves being lower. Heifer yearlings sold higher. Trade was steady on larger numbers. Slaughter cows sold 8.00 higher with few 3.00 lower and slaughter bulls were 7.00 higher Excellent buyer attendance.

Joplin Reg. Stockyards Feeder Cattle - Carthage MO
This Week: 12,062
Last Reported: 13,084
Last Year: 2,970
Compared to last week feeder steers under 800 lbs. sold 5.00-20.00 higher. Yearling steers over 800 lbs. sold from 10.00 lower to 3.00 higher. Feeder heifers sold uneven from 15.00 lower to 20.00 higher across most weights. Supply was heavy with very good demand.

Callaway Livestock Center - Kingdom City MO
This Week: 2,861
Last Reported: 3,709
Last Year: 1,505
Compared to last week, steer calves weighing 400-500 lbs were not well tested, with 500-600 lbs steers trading steady to spots 10.00 higher, 600-650 lbs sold firm to 15.00 higher, with 650-900 lbs selling fully steady to firm and two pot loads of 1000-1035 lb steers trading with a firm to higher undertone. Heifer calves weighing 400-500 lbs on a light test sold with a lower undertone, with 500-550 lbs not reaching last week's highs as overall numbers and attractiveness didn't match up well with last week's market which was very active, gave back last week's gains trading mostly 10.00-20.00 lower, 550-600 lbs sold mostly steady with 600-650 lbs selling steady to 5.00 higher and over 650 lbs selling with a firm to higher undertone.

Mid-South Livestock - Unionville TN
This Week: 595
Last Reported: 997
Last Year: 278
Compared to last week, Feeder Steers/Bulls 10.00-20.00 higher with instances of 30.00 higher; Feeder Heifers steady to 10.00 higher; Slaughter Cows 2.00-4.00 higher; Slaughter Bulls mostly steady.

Saluda Livestock Exchange - Saluda, SC
This Week: 664
Last Reported: 1,051
Last Year: 335
Compared to last week: All classes of feeder cattle sharply higher, slaughter cows 4.00 higher, slaughter bulls steady. Moderate offerings of average quality cattle with active buyer participation.

United Producers Inc. - Harned KY
This Week: 715
Last Reported: 351
Last Year: 32
Compared to last Monday: Feeder steers and heifers 400 lbs and under sold sharply higher. Feeders over 400 lbs sold 4.00 to 5.00 higher. Slaughter cows sold 3.00 to 4.00 higher. Slaughter bulls sold steady.

Tuesday Auctions:

Miles City Livestock Commission Auction - Miles City, MT
This Week: 578
Last Reported: 1,763
Last Year: 1,789
Compared to last week (2-10-26): All feeder cattle were to lightly tested to develop an accurate marker trend, however lower undertones were noticed. Packages this week were very small and fewer buyers were in the stands. Just over 250 head of feeders were offered this week. Demand was moderate on light offerings. Demand for light weight cattle suitable to develop into yearlings continues to offer the strongest demand. Quality this week was mostly average.

Winter Livestock Auction - Riverton, WY
This Week: 1,440
Last Reported: 406
Last Year: 1,058
Compared to last Tuesday sale on a bred cow and feeder calf special; Slaughter cows mostly steady with several slaughter bulls instances 5.00-17.00 higher, cows returning to feed or to be bred was the majority of cow sale. Couple hundred bred cows with good demand. Feeder calves mostly steady to instances 2.00-6.00 higher. Demand moderate to good with good buyer participation.

Winter Livestock - La Junta CO
This Week: 1,581
Last Reported: 1,785
Last Year: 0
Trade activity and demand was good. Boner slaughter cows of average dressing sold 3.00 lower. Lean cows of average dressing sold 7.00 higher and slaughter bulls sold 2.00 higher. Feeder steers sold mostly sharply higher across all weight classes. Feeder heifers sold 5.00 to 8.00 higher with instances of sharply higher.

Beaver Livestock Auction Feeder Cattle - Beaver, OK
This Week: 4,040
Last Reported: 7,556
Last Year: 0
Compared to last sale: Feeder steers 2.00-5.00 higher. Steer calves 7.00-12.00 higher. Feeder heifers and heifer calves 5.00-10.00 higher. Quality attractive with several fancy drafts. Demand strong. Fires continue to proliferate the area. Several towns and the surrounding areas have been evacuated. Over 150,000 acres have burned and this number is expected double by the end of day.

OKC West Livestock Auction - El Reno, OK
This Week: 2,394
Last Reported: 10,927
Last Year: 0
Compared to last week: Steer calves 3.00-6.00 higher. Heifer calves 5.00-10.00 higher. Demand very good for all classes of cattle. The spread between No. 1 and No. 2 cattle continued to narrow this week, as quality becomes less of a concern and buyers focus more on securing headcount to fill orders.

Lonestar Stockyards - Wildorado, TX
This Week: 1,645
Last Reported: 2,213
Last Year: 544
Compared to last week: Steers traded mixed. Feeder steers weighing over 750 pounds were mostly 2.00 to 5.00 higher, with instances of up to 10.00 higher on 800 pound steers. Steers weighing less than 750 pounds traded mostly 6.00 to 8.00 to lower, with the largest discounts noted on 600 to 700 pound steers. Light weight steer calves were mostly 20.00 to 30.00 higher on a light test. All classes of heifers traded mostly steady to 3.00 higher.

Ozarks Regional Stockyards - West Plains MO
This Week: 2,093
Last Reported: 3,547
Last Year: 0
Compared to last week, feeder steers and heifers were steady. Steer calves were 4.00-8.00 higher and heifer calves were steady to 4.00 higher. Demand was good on a moderate supply. The largest draft of the day was 95 head of 624 lb. steer calves which sold for 465.00/cwt.

Mid-State Stockyards LLP - Letohatchee, AL
This Week: 1,193
Last Reported: 1,449
Last Year: 569
Compared to one week ago: Slaughter and replacement cows were not covered. Feeder cattle sold 7.00 to 12.00 higher.

Calhoun Stockyard - Calhoun, GA
This Week: 393
Last Reported: 440
Last Year: 294
Compared to one week ago, slaughter cows 4.00 to 8.00 higher, feeder steers and bulls sharply higher, feeder heifers 5.00 to 10.00 higher, replacement cows mostly steady.

Blue Grass Stockyards - Lexington, KY
This Week: 1,122
Last Reported: 629
Last Year: 340
Compared to last Tuesday the feeder market was mostly stronger with a good quality offering. Feeder steers and heifers 600 lbs and under were unevenly steady to 8.00 higher or greater in spots with a good supply and good demand for long weaned and thinner conditioned calves. Yearling steers were mostly 3.00 to 6.00 higher or greater in spots with a good supply and strong demand. Slaughter cows were steady to 2.00 higher with a good supply, while slaughter bulls appeared 2.00 higher with good demand.

Producers Livestock Auction - Salina, UT
This Week: 855
Last Reported: 1,038
Last Year: 908
Compared to last week, feeder cattle sold unevenly steady on calves and yearlings. While slaughter cows sold 2.00 to 4.00 higher, with slaughter bulls selling 5.00 higher on a light test. Trade was active with a good demand and a moderate supply.

Wednesday Auctions:

Hub City Livestock Auction - Aberdeen SD
This Week: 3,453
Last Reported: 6,769
Last Year: 2,928
Compared to last week: best test on steers 600 to 950 lbs mostly steady with instances up to 5.00 lower on 650 to 749 lbs and instances up to 5.00 higher on 750 to 799 lbs and 900 to 949 lbs. Best test on heifers 650 to 749 lbs mostly steady with instances up to 5.00 higher. A lighter offering than expected due to blizzard conditions in the area today. Quite a few loads and many packages of mostly home raised cattle to choose from and met with good to very good demand, replacement heifers saw very good demand.

Bassett Livestock Auction - Bassett NE
This Week: 5,670
Last Reported: 1,925
Last Year: 0
Compared with the auction two weeks ago on Wednesday, steer offerings 550 to 750 lbs traded steady to 6.00 higher and sharply higher for 550 to 600 lbs heifer offerings. Demand was very good with several buyers and active bidding from the internet.

Huss Platte Valley Auction - Kearney NE
This Week: 2,592
Last Reported: 3,903
Last Year: 0
Compared to last week steers over 550 lbs sold steady to 10.00 higher and heifers over 500 lbs sold

steady to 5.00 higher. Demand was good from the buyers in the crowd with internet activity noticed.

OKC West - El Reno OK
This Week: 6,106
Last Reported: 10,927
Last Year: 0
Compared to last week: Feeder steers 4.00-8.00 higher. Feeder heifers 10.00-15.00 higher. Feeder condition was much better this week, especially on heifers. In a few instances, well conditioned plainer type cattle brought more dollars than comparable number one cattle. Steer calves 3.00-6.00 higher. Heifer calves 5.00-10.00 higher. Demand very good for all classes of cattle.

Clovis Livestock Auction - Clovis, NM
This Week: 1,868
Last Reported: 1,833
Last Year: 1,185
Compared to last weeks sale; Steer calves sold 5.00-15.00 higher instances sharply higher and steer yearlings were 7.00-14.00 higher. Heifer calves 400-450 lbs sold 6.00 lower while 450-600 lbs being higher. Feeder heifers sold steady -10.00 higher. Trade was active on similar numbers with moderate demand. Slaughter cows were 2.00-4.00 higher and slaughter bulls sold 3.00 lower.

Winter Livestock Feeder Cattle Auction - Dodge City KS
This Week: 2,917
Last Reported: 4,548
Last Year: 652
Compared to last week, steers over 650 lbs sold steady to 10.00 higher and heifers over 650 lbs sold steady to 8.00 higher. Reputation and green lots sold sharply higher. Steer and heifer calves not enough for market test. Breaker and Boning utility average sold steady to 2.00 higher, Lean Utility sold steady to 7.00 higher. Good demand for moderate to heavy supply.

Bloomfield Livestock Market - Bloomfield, IA
This Week:
Last Reported:
Last Year:
Report unavailable.

Springfield Livestock Auction - Springfield MO
This Week: 3,246
Last Reported: 1,349
Last Year: 0
Compared to last week, lightweight steers under 600lbs sold steady to 8.00 higher, and yearling steers over 600lbs were mostly 4.00 to 12.00 higher. Heifers under 450lbs sold with a higher undertone and heifers over 450lbs were mostly 2.00 to 6.00 higher. A very high quality day with many reputation consignments of weaned and vaccinated yearlings, some nice unweaned calves, and some stand out yearling consignments of 700lb-950lb steers.

South Central Regional Stockyards - Vienna, MO
This Week: 756
Last Reported: 1,812
Last Year: 0
Compared to last Wednesday, feeder steers and heifers near steady. Slaughter cows steady to 2.00 higher. Demand good. Supply light. The offering included some nice packages of grass cattle along with an increasing number of new crop calves.

Roanoke Stockyard - Roanoke AL
This Week: 805
Last Reported: 1,071
Last Year: 827
Compared to one week ago: Feeder steers and heifers sold unevenly steady, feeder bulls sold sharply higher. Slaughter cows sold 2.00 to 3.00 lower, slaughter bulls sold steady. Replacement cows and pairs sold mostly steady.

Blue Grass Stockyards - Albany KY
This Week: 863
Last Reported: 885
Last Year: 0
Compared to last week: Feeder steers under 650lbs sold 10.00 to 15.00 higher with instances of sharply higher. Feeder steers over 650lbs sold mostly steady. Feeder heifers sold 10.00 to 15.00 higher with instances of sharply higher. Very good demand for all classes of feeder cattle. Slaughter cows sold steady to 3.00 lower. Slaughter bulls sold steady.

Thursday Auctions:

Billings Livestock Commission Cattle Auction - Billings, MT
This Week: 389
Last Reported: 2,696
Last Year: 0
Compared to last week: Feeder cattle were all too lightly tested to develop any market trend. Demand was mostly good for light offerings. Quality this week was plain to average and mostly offered in small packages or as singles.

Mitchell Livestock Auction – Mitchell SD
This Week: 5,264
Last Reported: 3,920
Last Year: 5,189
Compared to last week: Feeder steers 650 lbs. and up sold unevenly steady, feeder heifers 650 -850 lbs. sold unevenly steady. Demand was good. Fair amount of large load lots.

Valentine Livestock Auction - Valentine NE
This Week: 2,530
Last Reported: 670
Last Year: 0
Compared with two weeks ago, steers and heifers traded unevenly steady. Demand was good with several buyers and active internet bidding. Light snow in the trade area did not stop buyers from purchasing cattle. Also, some heifers continue to go back to the country and will become a bred heifer for next year calving.

Apache Livestock Auction - Apache, OK
This Week: 1,934
Last Reported: 2,623
Last Year: 0
Compared to last week: Feeder steers under 700 lbs. 12.00 higher, over 700 lbs. from 4.00 lower to 7.00 higher. Feeder heifers 6.00 lower to 10.00 higher. Steer calves 15.00 to 20.00 higher with instances 30.00 higher. Heifer calves 8.00 to 15.00 higher. Quality average to attractive with very good demand. Slaughter cows 1.00 to 5.00 higher. Slaughter bulls steady.

Woodward Wtd Avg Cattle - Woodward OK
This Week: 1,072
Last Reported: 2,172
Last Year: 0
Compared to last week: Feeder steers and heifers mostly steady. Steer calves 5.00 to 10.00 higher. Heifer calves steady on a light test. Demand was moderate. Quality average.

Winter Livestock Auction - Pratt KS
This Week: 2,729
Last Reported: 3,782
Last Year: 722
Compared to last week, feeder steers 525 lb to 975 lb sold 15.00 higher to 15.00 lower. Feeder heifers 525 lb to 900 lb sold 7.00 to 20.00 higher, in places 30.00 higher. Not enough steer and heifer calves under 525 lb for a market test, however a definite higher trend was noted. Demand was good. Slaughter cows sold 3.00 to 5.00 higher. Slaughter bulls sold 6.00 to 10.00 higher.

Farmers & Ranchers Livestock - Salina KS
This Week: 2,886
Last Reported: 2,726
Last Year: 0
Compared to last week, steers sold 10.00 to 20.00 higher across all weights. Heifers over 600 lbs sold steady to 10.00 higher and under 600 lbs had instances of sharply higher. Very good demand for moderate to heavy supply.

Cattleman's Livestock Auction - Dalhart TX
This Week: 2,119
Last Reported: 2,331
Last Year: 1,267
Compared to last week: Sale results were largely mixed on all classes of steers and heifers. Quality steers coming off of wheat and weighing an average of 560 lbs brought the highest gains of over 50.00 higher. There were few comparable sales on heifers to determine a trend, however; sentiment was largely to the higher side. There was no test on high yielding slaughter cows but, average yielding boners brought 6.00 higher. Trade active on good demand.

Producers Livestock Cattle Auction - San Angelo, TX
This Week: 618
Last Reported: 790
Last Year: 0
No comparison available due to no auction coverage last week. Buyer demand was moderate.

New Cambria Livestock Market - New Cambria, MO
This Week: 2,181
Last Reported: 246
Last Year: 0
Compared to the last tested market three weeks ago, steers traded mostly 10.00 to 20.00 higher, with a few random softer spots where the highs from the last sale weren't reached. Heifers sold 20.00 to 30.00 higher, spots up to 40.00 higher on some light weight grazers. Slaughter cows 7.00 to 10.00 higher. Really high quality offering this week with several large strings available that matched up well.

Bluegrass Stockyards South - Stanford KY
This Week: 1,396
Last Reported: 1,440
Last Year: 0
Compared to last Thursday: Feeder steers under 400 lbs sharply higher, 500-700 lbs 5.00-8.00 higher, 800 and up 1.00-3.00 lower, Feeder and yearling heifers mostly steady to 3.00 higher, Very good demand for feeder classes and good demand for yearling classes. Slaughter cows and bulls 1.00-3.00 higher, Good demand for slaughter classes.

Paris Stockyards - Paris KY
This Week: 2,323
Last Reported: 721
Last Year: 1,051
Compared to last Thursday feeder steers and heifers sold 10.00 to 15.00 higher and sharply higher in some instances. There was good to very good demand for feeder and yearling classes. Slaughter cows and bulls sold 2.00 to 4.00 higher.

Toppenish Livestock Auction - Toppenish, WA
This Week: 1,239
Last Reported: 1,238
Last Year: 1,000
Compared to last Thursday, not enough stocker or feeder cattle for accurate trends. Slaughter cows steady to mostly 1.00-6.00 lower. Slaughter bulls 3.00-6.00 lower. Trade slow to moderate with light to moderate demand.

- **Extensive U.S. & Canadian Auction Results are available on The Cattle Range**

^ Contents

Direct Sales of Feeder & Stocker Cattle... Click Link to view entire report

Colorado Direct Cattle Report
This Week: 1,998
Last Reported: 2,195
Last Year: 300
Compared to last week: Not enough current FOB trades to establish a trend. Demand good. Supply included: 100% Feeder Cattle (82.9% Steers, 17.1% Heifers). Feeder cattle supply over 600 lbs was 92%. Unless otherwise noted, Feeder Cattle prices FOB based on net weights after a 2-3% shrink or equivalent, with a 8-12 cent slide > 600 lbs. and 20 cent slide < 600 lbs. Livestock reported this week originated from TX.

Eastern Cornbelt Direct Cattle Report (IL/IN/MI/MN/OH/KY)
This Week:
Last Reported:
Last Year:
Compared to last week: Feeder cattle and calves not tested this week. Demand is moderate to good.

Kansas Direct Feeder Cattle Report
This Week: 4,498
Last Reported: 3,928
Last Year: 666
Compared to last week: Feeder steers and heifers traded mostly steady. Buyer demand was good. Higher than average temperatures accompanied by high winds produced red flag warnings and several major fires across the trading region. A cold front moving through Northwest Kansas may bring some much needed
relief in the form of snow Friday night. Supply included: 100% Feeder Cattle (56.2% Steers, 4.5% Dairy Steers, 39.3% Heifers). Feeder cattle supply over 600 lbs was 95%. Unless otherwise noted, Feeder Cattle prices FOB based on net weights after a 2-3% shrink or equivalent, with an 8-12 cent slide >600 lbs. and up to a 25 cent slide < 600 lbs. Livestock reported this week originated from AR, KS, MS, NM, OK, TX, UT.

Missouri Direct Cattle Report
This Week: 201
Last Reported: 386
Last Year:
Compared to last week: Feeder steers not well tested, higher undertone is noted. Feeder heifers not established. Demand moderate to good. Cattle futures moved mostly higher for the week following record moves in slaughter cattle prices in Texas and Kansas last week. Supply included: 100% Feeder Cattle (100% Steers). Feeder cattle supply over 600 lbs was 100%. Unless otherwise noted, Feeder Cattle prices FOB based on net weights after a 2-3% shrink or equivalent, with an 8-18 cent slide > 600 lbs. Livestock reported this week originated from MO.

Montana Direct Cattle Report
This Week:
Last Reported:
Last Year:
No trades this week.

New Mexico Direct Cattle Report
This Week:60
Last Reported: 645
Last Year: 530
Compared to last week: Feeder steers were too lightly tested for a market trend. Buyer demand was moderate to good. Extreme winds and above average temperatures moved through the trading region this week. Supply included: 100% Feeder Cattle (100% Heifers). Feeder cattle supply over 600 lbs was 100%. Unless otherwise noted, Feeder Cattle prices FOB based on net weights after a 2% shrink or equivalent, with a 8-12 cent slide >600 lbs. and 15-20 cent slide < 600 lbs. Livestock reported this week originated from NM.

Northwest Direct Cattle Report (WA/OR/ID/UT)
This Week: 218
Last Reported: 1,781
Last Year: 120
Compared to last week: Not enough current FOB trades to establish a trend. Demand good. Supply included: 100% Feeder Cattle (54.1% Steers, 45.9% Heifers). Feeder cattle supply over 600 lbs was 100%. Unless otherwise noted, Feeder Cattle prices FOB based on net weights after a 2% shrink or equivalent, with a 8-12 cent slide > 600 lbs. Livestock reported this week originated from ID, OR, UT.

Oklahoma Direct Cattle Report
This Week: 2,215
Last Reported: 1,303
Last Year: 857
Compared to last week: Not enough current FOB trades to establish a trend. Demand good. Supply included: 100% Feeder Cattle (68.1% Steers, 31.9% Heifers). Feeder cattle supply over 600 lbs was 100%. Unless otherwise noted, Feeder Cattle prices FOB based on net weights after a 2-3% shrink or equivalent, with a 8-12 cent slide > 600 lbs. Livestock reported this week originated from OK, TX.

Southeast Direct Cattle Report (AL/AR/FL/GA/LA/MS/TN)
This Week: 756
Last Reported: 562
Last Year: 197
Supply included: 100% Feeder Cattle (12.3% Steers, 87.7% Heifers). Feeder cattle supply over 600 lbs was 100%. Unless otherwise noted, Feeder Cattle prices FOB based on net weights after a 2-3% shrink or equivalent, with up to a 15 cent slide >600 lbs and up to a 20 cent slide <600 lbs. Livestock reported this week originated from AL, AR, MS.

Southwest Direct Cattle Report (AZ/CA/NV)
This Week: 0
Last Reported: 200
Last Year: 240
Compared to last week, feeders were not tested. Trade at a standstill, demand ligh

Texas Direct Cattle Report
This Week: 10,804
Last Reported: 10,833
Last Year: 7,991
Compared to last week: Current FOB steers and heifers sold 2.00 to 5.00 higher. Demand was fairly good. High winds and fires broke out across the southern plains, with some fires yet to be completely put out. Supply included: 100% Feeder Cattle (68.4% Steers, 0.6% Dairy Steers, 26% Heifers, 2.5% Beef/Dairy Steers, 2.5% Beef/Dairy Heifers). Feeder cattle supply over 600 lbs was 92%. Unless otherwise noted, Feeder Cattle prices FOB based on net weights after a 2-3% shrink or equivalent, with up to a 15 cent slide >600 lbs and up to a 20 cent slide <600 lbs. Livestock reported this week originated from AL, FL, KS, MO, OK, TX.

Wyoming-Nebraska Direct Cattle Report
This Week: 480
Last Reported: 125
Last Year:
No comparable FOB sales last week for a market trend. Supply included: 100% Feeder Cattle (72.9% Steers, 27.1% Heifers). Feeder cattle supply over 600 lbs was 100%. Unless otherwise noted, Feeder Cattle prices FOB based on net weights after a 2-3% shrink or equivalent, with a 15 cent slide > 600 lbs. Livestock reported this week originated from KS, WY.

- **Extensive U.S. & Canadian Auction Results are available on The Cattle Range**

^ Contents

USDA Weekly Hay Reports: "Click" on links for detailed report

- Alabama
- California
- Colorado
- Idaho
- Iowa
- Kansas
- Missouri
- Montana
- Nebraska
- New Mexico
- Oklahoma
- Oregon
- South Dakota
- Texas
- WA/OR Columbia Basin
- Wyoming

^ Contents

Although all information is from sources believed to be accurate & timely, The Cattle Range expressly disclaims all warranties, expressed or implied, as to the accuracy of any of the contents provided and shall not be liable for decisions or actions taken based on the data/information/opinions contained within.

Copyright © 2026 - The Cattle Range - All Rights Reserved