the Cattle Range

www.cattlerange.com
Weekly Market Summary
For the week ending December 22, 2006

Compared to last week: the cattle index in the Southern Plains and Northern Plains both gained 2 cents. Both in and out-of-state cattle sales were down. Feedlot cattle prices were mixed. Cattle futures were mixed. Feeder cattle futures were mixed. Corn futures were mixed. Wholesale beef prices were mixed. Retail beef prices were mixed.

Cattlefeed Market Strength Indexes

30 Day Index Trendline	90 Day Index Trendline
Cattle Index: Strong	Cattle Index: Strong
Corn Index: Strong	Corn Index: Strong

Change from Previous Week: +2 cents
Change from 30 Days Ago: +17 cents
Change from 90 Days Ago: +17 cents

Indexes track the daily market values for the past 30 or 90 days. Short cases in the weighted average are given more weight than long cases. Contracts expiring within 7 days are not included in the indexes.

Click Here to receive the free **WEEK** in Stocks newsletter or have it sent to friends & associates.

Fed Cattle sales in the Southern Plains were +27 head at 100.00 with liveweight sales in Northern Plains +54 higher at 100.00. In the 5-state Feedlots, Cash Cattle futures closed the week flat to 5.75 higher. Feeder Cattle futures closed the week 2.50 lower to 1.00 higher. Corn futures closed the week 2.25 lower to 1.00 higher.

Wholesale Beef: Choice Boxed Beef closed the week flat to 0.25 higher. Cutter Cow closed 0.50 higher. Ground Beef closed 0.75 higher. Boxed Beef Cutouts closed 0.25 higher. Pork Cutout closed 0.50 higher.

Retail Beef: Ribeye closed 0.20 lower. Top Sirloin closed 0.20 lower. Ground Chuck closed 0.20 higher. Ground Round closed 0.20 higher. Chicken Breast closed 0.20 higher.

Stocks: The Dow closed 0.20 lower. The S&P closed 0.20 higher. The Nasdaq closed 0.20 higher. Gold closed 0.20 higher. Crude Oil closed 0.20 higher.

Cattle Futures: Feb 0.50 higher at 94.25.

Slaughter: Cattle Kills: 0.00 head. Est. 0.00 higher.

Trade net beef production: under Federal inspection for the week ending Saturday, December 16 was 0.00 million pounds. Net beef production was 0.00 million pounds less than last week and 0.00 million pounds more than the same week a year ago. Cumulative beef production for the year to date is 0.00 million pounds, 0.00 million pounds more than last year.

Corn: Corn futures closed 0.50 higher at +0.00 cent. Corn futures at 0.00% of contract high and 0.00% above contract low.

Contents

- Weekly Market Overview
- Stocks & Futures Cattle Weekly Averages
- CME Feeder Cattle Index
- Feeder & Stocker Steer Prices
- 5 Year Moving Avg.: Slaughter, Feeder, & Fed Steers
- Regional Auction Reports
- Direct Sales of Feeder & Stocker Cattle by State
- Direct Sales of Fed Cattle by Feedlot & Packer
- Alternative Feeder Cattle Weekly Prices Summary
- Canadian Fed Cattle
- Chart of the Week
- Prices of the Week
- Showlist: Big Stuff: Weekly Results
- Hot Cattle
- Upcoming Conferences, Profile/Links
- Feeder Steer/Heifer Calculator
- Slaughter Cattle by Class
- Boxed Beef Cutouts
- USDA Retail Beef Beef Report
- Fed, Weekly Beef Production from Federal Inspection
- Multiethnic/Ethnic Cattle & Corn
- Cattle Futures Charts
- Stock Markets & Economic Data
- Weather Outlook
- National Crop Conditions
- Selected Auction Reports
- Direct Sales of Feeder & Stocker Cattle
- Weekly Hay Reports

Download TCR's Stocks App
Download on the App Store
GET IT ON Google play
FREE STOCKS WEEKLY WINNER

Weekly Feeder & Stocker Cattle Auction Reports

Weekly Feeder & Stocker Cattle Auction Reports for the week of December 18, 2006 to Saturday, December 23, 2006

	Wtd Avg Price	Change from Last Week	Wtd Avg Price	Change from Last Week	Head Count	% Change from Last Week
Steers Medium	0.00	0.00	0.00	0.00	0.00	0.00%
Steers Large	0.00	0.00	0.00	0.00	0.00	0.00%
Heifers Medium	0.00	0.00	0.00	0.00	0.00	0.00%
Heifers Large	0.00	0.00	0.00	0.00	0.00	0.00%
Total	0.00	0.00	0.00	0.00	0.00	0.00%

Weekly Feeder & Stocker Cattle Receipts

	This Week	Last Week	Last Month	Last Year
Steers Medium	0.00	0.00	0.00	0.00
Steers Large	0.00	0.00	0.00	0.00
Heifers Medium	0.00	0.00	0.00	0.00
Heifers Large	0.00	0.00	0.00	0.00
Total	0.00	0.00	0.00	0.00

Contents

Fed Cattle Weekly Averages

	Wtd Avg Price	Change from Last Week	Head Count	% Change from Last Week
CME Feeder Index	94.25	+2.00	0.00	0.00%
Live Cattle Futures				
Feb '07 (Nearby)	94.25	0.00	0.00	0.00%
Apr '07	94.45	+0.25	0.00	0.00%
Jun '07	94.45	+0.25	0.00	0.00%
Aug '07	94.45	+0.25	0.00	0.00%
Feeder Futures				
January	117.47	+0.50	0.00	0.00%
March	117.22	+1.00	0.00	0.00%
April	116.97	+1.00	0.00	0.00%
May	116.72	+1.00	0.00	0.00%
August	115.47	+1.00	0.00	0.00%
Feedstuff Futures				
Corn	0.00	0.00	0.00	0.00%
Soybean Meal	0.00	0.00	0.00	0.00%
Avg. National Prices				
Steer	0.00	0.00	0.00	0.00%
Heifer	0.00	0.00	0.00	0.00%
Boxed Beef Cutout				
Choice	0.00	0.00	0.00	0.00%
Select	0.00	0.00	0.00	0.00%
Cutter Cow	0.00	0.00	0.00	0.00%
Crude Oil Futures	71.10	0.10	71.76	67.55
Gold Price	0.00	0.00	0.00	0.00%
Stock Indexes				
Dow Jones Ind.	12,463.15	-2.15	12,463.15	12,463.15
Dow Jones Trans.	4,556.74	1.66	4,556.74	4,556.74
Dow Jones Util.	427.08	0.00	427.08	427.08
NASDAQ	2,415.29	0.00	2,415.29	2,415.29

Contents

National Feeder & Stocker Cattle Auc Receipts

Weekly Feeder & Stocker Cattle Auction Receipts for the week of December 18, 2006 to Saturday, December 23, 2006

	This Week	Last Week	Last Month	Last Year	5 Year Ave.
Steers Medium	0.00	0.00	0.00	0.00	0.00
Steers Large	0.00	0.00	0.00	0.00	0.00
Heifers Medium	0.00	0.00	0.00	0.00	0.00
Heifers Large	0.00	0.00	0.00	0.00	0.00
Total	0.00	0.00	0.00	0.00	0.00

Contents

The Feeder & Stocker Cattle prices below are operative average prices compiled to show the overall direction and strength of the market. Prices are for the week ending December 22, 2006.

Contents

Steers 700 - 800 lb. Medium	12/22/06 Last Week	12/15/06 Two Weeks Ago	12/08/06 Three Weeks Ago	12/01/06 Four Weeks Ago	12/23/05 One Year Ago	5 Yr. Avg.
Oklahoma						
Feb '07	0.00	0.00	0.00	0.00	0.00	0.00
Mar '07	0.00	0.00	0.00	0.00	0.00	0.00
Apr '07	0.00	0.00	0.00	0.00	0.00	0.00
North Central Kansas						
Feb '07	0.00	0.00	0.00	0.00	0.00	0.00
Mar '07	0.00	0.00	0.00	0.00	0.00	0.00
Apr '07	0.00	0.00	0.00	0.00	0.00	0.00
Nebraska						
Feb '07	0.00	0.00	0.00	0.00	0.00	0.00
Mar '07	0.00	0.00	0.00	0.00	0.00	0.00
Apr '07	0.00	0.00	0.00	0.00	0.00	0.00
Texas						
Feb '07	0.00	0.00	0.00	0.00	0.00	0.00
Mar '07	0.00	0.00	0.00	0.00	0.00	0.00
Apr '07	0.00	0.00	0.00	0.00	0.00	0.00
Average						
Feb '07	0.00	0.00	0.00	0.00	0.00	0.00
Mar '07	0.00	0.00	0.00	0.00	0.00	0.00
Apr '07	0.00	0.00	0.00	0.00	0.00	0.00
Steers 900 - 1000 lb. Medium						
Oklahoma						
Feb '07	0.00	0.00	0.00	0.00	0.00	0.00
Mar '07	0.00	0.00	0.00	0.00	0.00	0.00
Apr '07	0.00	0.00	0.00	0.00	0.00	0.00
North Central Kansas						
Feb '07	0.00	0.00	0.00	0.00	0.00	0.00
Mar '07	0.00	0.00	0.00	0.00	0.00	0.00
Apr '07	0.00	0.00	0.00	0.00	0.00	0.00
Nebraska						
Feb '07	0.00	0.00	0.00	0.00	0.00	0.00
Mar '07	0.00	0.00	0.00	0.00	0.00	0.00
Apr '07	0.00	0.00	0.00	0.00	0.00	0.00
Texas						
Feb '07	0.00	0.00	0.00	0.00	0.00	0.00
Mar '07	0.00	0.00	0.00	0.00	0.00	0.00
Apr '07	0.00	0.00	0.00	0.00	0.00	0.00
Average						
Feb '07	0.00	0.00	0.00	0.00	0.00	0.00
Mar '07	0.00	0.00	0.00	0.00	0.00	0.00
Apr '07	0.00	0.00	0.00	0.00	0.00	0.00
Steers Holsteins						
Oklahoma						
Feb '07	0.00	0.00	0.00	0.00	0.00	0.00
Mar '07	0.00	0.00	0.00	0.00	0.00	0.00
Apr '07	0.00	0.00	0.00	0.00	0.00	0.00
North Central Kansas						
Feb '07	0.00	0.00	0.00	0.00	0.00	0.00
Mar '07	0.00	0.00	0.00	0.00	0.00	0.00
Apr '07	0.00	0.00	0.00	0.00	0.00	0.00
Nebraska						
Feb '07	0.00	0.00	0.00	0.00	0.00	0.00
Mar '07	0.00	0.00	0.00	0.00	0.00	0.00
Apr '07	0.00	0.00	0.00	0.00	0.00	0.00
Texas						
Feb '07	0.00	0.00	0.00	0.00	0.00	0.00
Mar '07	0.00	0.00	0.00	0.00	0.00	0.00
Apr '07	0.00	0.00	0.00	0.00	0.00	0.00
Average						
Feb '07	0.00	0.00	0.00	0.00	0.00	0.00
Mar '07	0.00	0.00	0.00	0.00	0.00	0.00
Apr '07	0.00	0.00	0.00	0.00	0.00	0.00

Contents

Contents

Cattle Futures	Last	Change	High	Low
Feb '07 (Nearby)	94.25	+0.50	94.75	93.75
Apr '07	94.45	+0.25	94.90	94.15
Jun '07	94.45	+0.25	94.90	94.15
Aug '07	94.45	+0.25	94.90	94.15
Oct '07	94.45	+0.25	94.90	94.15
Dec '07	94.45	+0.25	94.90	94.15
Feb '08	94.45	+0.25	94.90	94.15
Apr '08	94.45	+0.25	94.90	94.15
Jun '08	94.45	+0.25	94.90	94.15
Aug '08	94.45	+0.25	94.90	94.15
Oct '08	94.45	+0.25	94.90	94.15
Dec '08	94.45	+0.25	94.90	94.15

Feeder Futures	Last	Change	High	Low
Jan '07	117.47	+0.50	117.47	116.97
Mar '07	117.22	+1.00	117.22	116.22
Apr '07	116.97	+1.00	116.97	115.97
May '07	116.72	+1.00	116.72	115.72
Aug '07	115.47	+1.00	115.47	114.47
Sep '07	114.97	+1.00	114.97	113.97
Oct '07	114.47	+1.00	114.47	113.47
Nov '07	114.22	+1.00	114.22	113.22
Jan '08	113.97	+1.00	113.97	112.97
Mar '08	113.72	+1.00	113.72	112.72
Apr '08	113.47	+1.00	113.47	112.47
May '08	113.22	+1.00	113.22	112.22

Contents

Futures Weekly Average

Futures Weekly Average for the week of December 18, 2006 to Saturday, December 23, 2006

	Wtd Avg Price	Change from Last Week	Head Count	% Change from Last Week
Live Cattle				
Feb '07	0.00	0.00	0.00	0.00%
Apr '07	0.00	0.00	0.00	0.00%
Jun '07	0.00	0.00	0.00	0.00%
Aug '07	0.00	0.00	0.00	0.00%
Feeder Cattle				
Jan '07	0.00	0.00	0.00	0.00%
Mar '07	0.00	0.00	0.00	0.00%
Apr '07	0.00	0.00	0.00	0.00%
May '07	0.00	0.00	0.00	0.00%
Aug '07	0.00	0.00	0.00	0.00%
Sep '07	0.00	0.00	0.00	0.00%
Oct '07	0.00	0.00	0.00	0.00%
Nov '07	0.00	0.00	0.00	0.00%
Jan '08	0.00	0.00	0.00	0.00%
Mar '08	0.00	0.00	0.00	0.00%
Apr '08	0.00	0.00	0.00	0.00%
May '08	0.00	0.00	0.00	0.00%

Contents

Futures Market Cattle Weekly Import Summary

Imports of beef, veal, and meat products covered by USDA due to New Meat commencement (SWS) found in Import Summary.

Weekly Beef Imports: , Category: All

Imports of beef, veal, and meat products covered by USDA due to New Meat commencement (SWS) found in Import Summary. Weekly is 52-week higher than the previous week. Cattle that traded were slaughtered in the week following the week in which they were imported. Slaughter is assumed to be 90% of the number of head imported. Carcass weight is assumed to be 0.7 times the product weight. Cattle equivalent is carcass weight divided by 800 pounds. Cattle in the CME Index is a premium over cash steers.

Contents

Recent Sales of US Beef Delivered to Shipper

Weekly Shipments of Boxed Beef Delivered to Shipper (pounds)
■ Boxed Cutouts and Primal and Subprimal Equivalent

Source: Trade Agricultural News, Offered USDA Markets

Contents

Photo of the Week

- Red Angus Bred Heifers, - North TX

Contents

"Shearin' the Sun" Weekly Analysis

Cattle futures and options markets were strongly mixed between the two nearby delivery months and generally higher in the more distant months. Cash cattle trade was quiet with most feedlots and packers waiting for the holiday weekend. Cash cattle prices were steady to weaker. Wholesale beef demand was good with prices mostly higher. Retail demand was fair to good with prices mixed. Cattle on feed placements were lower than expectations leading up to the week of December 16th, but the December 1st inventory was higher than expectations. Feedlots are still well-supplied with cattle and are not in a hurry to buy more. Cattle slaughter was 2.5% lower than last week and 1.5% lower than a year ago. Cattle slaughter for the week of December 16th was 2.5% lower than last week and 1.5% lower than a year ago. Cattle slaughter for the week of December 9th was 1.5% lower than last week and 1.5% lower than a year ago. Cattle slaughter for the week of December 2nd was 1.5% lower than last week and 1.5% lower than a year ago. Cattle slaughter for the week of November 25th was 1.5% lower than last week and 1.5% lower than a year ago. Cattle slaughter for the week of November 18th was 1.5% lower than last week and 1.5% lower than a year ago. Cattle slaughter for the week of November 11th was 1.5% lower than last week and 1.5% lower than a year ago. Cattle slaughter for the week of November 4th was 1.5% lower than last week and 1.5% lower than a year ago. Cattle slaughter for the week of October 28th was 1.5% lower than last week and 1.5% lower than a year ago. Cattle slaughter for the week of October 21st was 1.5% lower than last week and 1.5% lower than a year ago. Cattle slaughter for the week of October 14th was 1.5% lower than last week and 1.5% lower than a year ago. Cattle slaughter for the week of October 7th was 1.5% lower than last week and 1.5% lower than a year ago. Cattle slaughter for the week of September 30th was 1.5% lower than last week and 1.5% lower than a year ago. Cattle slaughter for the week of September 23rd was 1.5% lower than last week and 1.5% lower than a year ago. Cattle slaughter for the week of September 16th was 1.5% lower than last week and 1.5% lower than a year ago. Cattle slaughter for the week of September 9th was 1.5% lower than last week and 1.5% lower than a year ago. Cattle slaughter for the week of September 2nd was 1.5% lower than last week and 1.5% lower than a year ago. Cattle slaughter for the week of August 26th was 1.5% lower than last week and 1.5% lower than a year ago. Cattle slaughter for the week of August 19th was 1.5% lower than last week and 1.5% lower than a year ago. Cattle slaughter for the week of August 12th was 1.5% lower than last week and 1.5% lower than a year ago. Cattle slaughter for the week of August 5th was 1.5% lower than last week and 1.5% lower than a year ago. Cattle slaughter for the week of July 29th was 1.5% lower than last week and 1.5% lower than a year ago. Cattle slaughter for the week of July 22nd was 1.5% lower than last week and 1.5% lower than a year ago. Cattle slaughter for the week of July 15th was 1.5% lower than last week and 1.5% lower than a year ago. Cattle slaughter for the week of July 8th was 1.5% lower than last week and 1.5% lower than a year ago. Cattle slaughter for the week of July 1st was 1.5% lower than last week and 1.5% lower than a year ago. Cattle slaughter for the week of June 24th was 1.5% lower than last week and 1.5% lower than a year ago. Cattle slaughter for the week of June 17th was 1.5% lower than last week and 1.5% lower than a year ago. Cattle slaughter for the week of June 10th was 1.5% lower than last week and 1.5% lower than a year ago. Cattle slaughter for the week of June 3rd was 1.5% lower than last week and 1.5% lower than a year ago. Cattle slaughter for the week of May 27th was 1.5% lower than last week and 1.5% lower than a year ago. Cattle slaughter for the week of May 20th was 1.5% lower than last week and 1.5% lower than a year ago. Cattle slaughter for the week of May 13th was 1.5% lower than last week and 1.5% lower than a year ago. Cattle slaughter for the week of May 6th was 1.5% lower than last week and 1.5% lower than a year ago. Cattle slaughter for the week of April 29th was 1.5% lower than last week and 1.5% lower than a year ago. Cattle slaughter for the week of April 22nd was 1.5% lower than last week and 1.5% lower than a year ago. Cattle slaughter for the week of April 15th was 1.5% lower than last week and 1.5% lower than a year ago. Cattle slaughter for the week of April 8th was 1.5% lower than last week and 1.5% lower than a year ago. Cattle slaughter for the week of April 1st was 1.5% lower than last week and 1.5% lower than a year ago. Cattle slaughter for the week of March 25th was 1.5% lower than last week and 1.5% lower than a year ago. Cattle slaughter for the week of March 18th was 1.5% lower than last week and 1.5% lower than a year ago. Cattle slaughter for the week of March 11th was 1.5% lower than last week and 1.5% lower than a year ago. Cattle slaughter for the week of March 4th was 1.5% lower than last week and 1.5% lower than a year ago. Cattle slaughter for the week of February 25th was 1.5% lower than last week and 1.5% lower than a year ago. Cattle slaughter for the week of February 18th was 1.5% lower than last week and 1.5% lower than a year ago. Cattle slaughter for the week of February 11th was 1.5% lower than last week and 1.5% lower than a year ago. Cattle slaughter for the week of February 4th was 1.5% lower than last week and 1.5% lower than a year ago. Cattle slaughter for the week of January 28th was 1.5% lower than last week and 1.5% lower than a year ago. Cattle slaughter for the week of January 21st was 1.5% lower than last week and 1.5% lower than a year ago. Cattle slaughter for the week of January 14th was 1.5% lower than last week and 1.5% lower than a year ago. Cattle slaughter for the week of January 7th was 1.5% lower than last week and 1.5% lower than a year ago. Cattle slaughter for the week of December 31st was 1.5% lower than last week and 1.5% lower than a year ago. Cattle slaughter for the week of December 24th was 1.5% lower than last week and 1.5% lower than a year ago. Cattle slaughter for the week of December 17th was 1.5% lower than last week and 1.5% lower than a year ago. Cattle slaughter for the week of December 10th was 1.5% lower than last week and 1.5% lower than a year ago. Cattle slaughter for the week of December 3rd was 1.5% lower than last week and 1.5% lower than a year ago. Cattle slaughter for the week of November 26th was 1.5% lower than last week and 1.5% lower than a year ago. Cattle slaughter for the week of November 19th was 1.5% lower than last week and 1.5% lower than a year ago. Cattle slaughter for the week of November 12th was 1.5% lower than last week and 1.5% lower than a year ago. Cattle slaughter for the week of November 5th was 1.5% lower than last week and 1.5% lower than a year ago. Cattle slaughter for the week of October 29th was 1.5% lower than last week and 1.5% lower than a year ago. Cattle slaughter for the week of October 22nd was 1.5% lower than last week and 1.5% lower than a year ago. Cattle slaughter for the week of October 15th was 1.5% lower than last week and 1.5% lower than a year ago. Cattle slaughter for the week of October 8th was 1.5% lower than last week and 1.5% lower than a year ago. Cattle slaughter for the week of October 1st was 1.5% lower than last week and 1.5% lower than a year ago. Cattle slaughter for the week of September 24th was 1.5% lower than last week and 1.5% lower than a year ago. Cattle slaughter for the week of September 17th was 1.5% lower than last week and 1.5% lower than a year ago. Cattle slaughter for the week of September 10th was 1.5% lower than last week and 1.5% lower than a year ago. Cattle slaughter for the week of September 3rd was 1.5% lower than last week and 1.5% lower than a year ago. Cattle slaughter for the week of August 27th was 1.5% lower than last week and 1.5% lower than a year ago. Cattle slaughter for the week of August 20th was 1.5% lower than last week and 1.5% lower than a year ago. Cattle slaughter for the week of August 13th was 1.5% lower than last week and 1.5% lower than a year ago. Cattle slaughter for the week of August 6th was 1.5% lower than last week and 1.5% lower than a year ago. Cattle slaughter for the week of July 30th was 1.5% lower than last week and 1.5% lower than a year ago. Cattle slaughter for the week of July 23rd was 1.5% lower than last week and 1.5% lower than a year ago. Cattle slaughter for the week of July 16th was 1.5% lower than last week and 1.5% lower than a year ago. Cattle slaughter for the week of July 9th was 1.5% lower than last week and 1.5% lower than a year ago. Cattle slaughter for the week of July 2nd was 1.5% lower than last week and 1.5% lower than a year ago. Cattle slaughter for the week of June 25th was 1.5% lower than last week and 1.5% lower than a year ago. Cattle slaughter for the week of June 18th was 1.5% lower than last week and 1.5% lower than a year ago. Cattle slaughter for the week of June 11th was 1.5% lower than last week and 1.5% lower than a year ago. Cattle slaughter for the week of June 4th was 1.5% lower than last week and 1.5% lower than a year ago. Cattle slaughter for the week of May 28th was 1.5% lower than last week and 1.5% lower than a year ago. Cattle slaughter for the week of May 21st was 1.5% lower than last week and 1.5% lower than a year ago. Cattle slaughter for the week of May 14th was 1.5% lower than last week and 1.5% lower than a year ago. Cattle slaughter for the week of May 7th was 1.5% lower than last week and 1.5% lower than a year ago. Cattle slaughter for the week of April 30th was 1.5% lower than last week and 1.5% lower than a year ago. Cattle slaughter for the week of April 23rd was 1.5% lower than last week and 1.5% lower than a year ago. Cattle slaughter for the week of April 16th was 1.5% lower than last week and 1.5% lower than a year ago. Cattle slaughter for the week of April 9th was 1.5% lower than last week and 1.5% lower than a year ago. Cattle slaughter for the week of April 2nd was 1.5% lower than last week and 1.5% lower than a year ago. Cattle slaughter for the week of March 26th was 1.5% lower than last week and 1.5% lower than a year ago. Cattle slaughter for the week of March 19th was 1.5% lower than last week and 1.5% lower than a year ago. Cattle slaughter for the week of March 12th was 1.5% lower than last week and 1.5% lower than a year ago. Cattle slaughter for the week of March 5th was 1.5% lower than last week and 1.5% lower than a year ago. Cattle slaughter for the week of February 26th was 1.5% lower than last week and 1.5% lower than a year ago. Cattle slaughter for the week of February 19th was 1.5% lower than last week and 1.5% lower than a year ago. Cattle slaughter for the week of February 12th was 1.5% lower than last week and 1.5% lower than a year ago. Cattle slaughter for the week of February 5th was 1.5% lower than last week and 1.5% lower than a year ago. Cattle slaughter for the week of January 29th was 1.5% lower than last week and 1.5% lower than a year ago. Cattle slaughter for the week of January 22nd was 1.5% lower than last week and 1.5% lower than a year ago. Cattle slaughter for the week of January 15th was 1.5% lower than last week and 1.5% lower than a year ago. Cattle slaughter for the week of January 8th was 1.5% lower than last week and 1.5% lower than a year ago. Cattle slaughter for the week of December 31st was 1.5% lower than last week and 1.5% lower than a year ago. Cattle slaughter for the week of December 24th was 1.5% lower than last week and 1.5% lower than a year ago. Cattle slaughter for the week of December 17th was 1.5% lower than last week and 1.5% lower than a year ago. Cattle slaughter for the week of December 10th was 1.5% lower than last week and 1.5% lower than a year ago. Cattle slaughter for the week of December 3rd was 1.5% lower than last week and 1.5% lower than a year ago. Cattle slaughter for the week of November 26th was 1.5% lower than last week and 1.5% lower than a year ago. Cattle slaughter for the week of November 19th was 1.5% lower than last week and 1.5% lower than a year ago. Cattle slaughter for the week of November 12th was 1.5% lower than last week and 1.5% lower than a year ago. Cattle slaughter for the week of November 5th was 1.5% lower than last week and 1.5% lower than a year ago. Cattle slaughter for the week of October 29th was 1.5% lower than last week and 1.5% lower than a year ago. Cattle slaughter for the week of October 22nd was 1.5% lower than last week and 1.5% lower than a year ago. Cattle slaughter for the week of October 15th was 1.5% lower than last week and 1.5% lower than a year ago. Cattle slaughter for the week of October 8th was 1.5% lower than last week and 1.5% lower than a year ago. Cattle slaughter for the week of October 1st was 1.5% lower than last week and 1.5% lower than a year ago. Cattle slaughter for the week of September 24th was 1.5% lower than last week and 1.5% lower than a year ago. Cattle slaughter for the week of September 17th was 1.5% lower than last week and 1.5% lower than a year ago. Cattle slaughter for the week of September 10th was 1.5% lower than last week and 1.5% lower than a year ago. Cattle slaughter for the week of September 3rd was 1.5% lower than last week and 1.5% lower than a year ago. Cattle slaughter for the week of August 27th was 1.5% lower than last week and 1.5% lower than a year ago. Cattle slaughter for the week of August 20th was 1.5% lower than last week and 1.5% lower than a year ago. Cattle slaughter for the week of August 13th was 1.5% lower than last week and 1.5% lower than a year ago. Cattle slaughter for the week of August 6th was 1.5% lower than last week and 1.5% lower than a year ago. Cattle slaughter for the week of July 30th was 1.5% lower than last week and 1.5% lower than a year ago. Cattle slaughter for the week of July 23rd was 1.5% lower than last week and 1.5% lower than a year ago. Cattle slaughter for the week of July 16th was 1.5% lower than last week and 1.5% lower than a year ago. Cattle slaughter for the week of July 9th was 1.5% lower than last week and 1.5% lower than a year ago. Cattle slaughter for the week of July 2nd was 1.5% lower than last week and 1.5% lower than a year ago. Cattle slaughter for the week of June 25th was 1.5% lower than last week and 1.5% lower than a year ago. Cattle slaughter for the week of June 18th was 1.5% lower than last week and 1.5% lower than a year ago. Cattle slaughter for the week of June 11th was 1.5% lower than last week and 1.5% lower than a year ago. Cattle slaughter for the week of June 4th was 1.5% lower than last week and 1.5% lower than a year ago. Cattle slaughter for the week of May 28th was 1.5% lower than last week and 1.5% lower than a year ago. Cattle slaughter for the week of May 21st was 1.5% lower than last week and 1.5% lower than a year ago. Cattle slaughter for the week of May 14th was 1.5% lower than last week and 1.5% lower than a year ago. Cattle slaughter for the week of May 7th was 1.5% lower than last week and 1.5% lower than a year ago. Cattle slaughter for the week of April 30th was 1.5% lower than last week and 1.5% lower than a year ago. Cattle slaughter for the week of April 23rd was 1.5% lower than last week and 1.5% lower than a year ago. Cattle slaughter for the week of April 16th was 1.5% lower than last week and 1.5% lower than a year ago. Cattle slaughter for the week of April 9th was 1.5% lower than last week and 1.5% lower than a year ago. Cattle slaughter for the week of April 2nd was 1.5% lower than last week and 1.5% lower than a year ago. Cattle slaughter for the week of March 26th was 1.5% lower than last week and 1.5% lower than a year ago. Cattle slaughter for the week of March 19th was 1.5% lower than last week and 1.5% lower than a year ago. Cattle slaughter for the week of March 12th was 1.5% lower than last week and 1.5% lower than a year ago. Cattle slaughter for the week of March 5th was 1.5% lower than last week and 1.5% lower than a year ago. Cattle slaughter for the week of February 26th was 1.5% lower than last week and 1.5% lower than a year ago. Cattle slaughter for the week of February 19th was 1.5% lower than last week and 1.5% lower than a year ago. Cattle slaughter for the week of February 12th was 1.5% lower than last week and 1.5% lower than a year ago. Cattle slaughter for the week of February 5th was 1.5% lower than last week and 1.5% lower than a year ago. Cattle slaughter for the week of January 29th was 1.5% lower than last week and 1.5% lower than a year ago. Cattle slaughter for the week of January 22nd was 1.5% lower than last week and 1.5% lower than a year ago. Cattle slaughter for the week of January 15th was 1.5% lower than last week and 1.5% lower than a year ago. Cattle slaughter for the week of January 8th was 1.5% lower than last week and 1.5% lower than a year ago. Cattle slaughter for the week of December 31st was 1.5% lower than last week and 1.5% lower than a year ago. Cattle slaughter for the week of December 24th was 1.5% lower than last week and 1.5% lower than a year ago. Cattle slaughter for the week of December 17th was 1.5% lower than last week and 1.5% lower than a year ago. Cattle slaughter for the week of December 10th was 1.5% lower than last week and 1.5% lower than a year ago. Cattle slaughter for the week of December 3rd was 1.5% lower than last week and 1.5% lower than a year ago. Cattle slaughter for the week of November 26th was 1.5% lower than last week and 1.5% lower than a year ago. Cattle slaughter for the week of November 19th was 1.5% lower than last week and 1.5% lower than a year ago. Cattle slaughter for the week of November 12th was 1.5% lower than last week and 1.5% lower than a year ago. Cattle slaughter for the week of November 5th was 1.5% lower than last week and 1.5% lower than a year ago. Cattle slaughter for the week of October 29th was 1.5% lower than last week and 1.5% lower than a year ago. Cattle slaughter for the week of October 22nd was 1.5% lower than last week and 1.5% lower than a year ago. Cattle slaughter for the week of October 15th was 1.5% lower than last week and 1.5% lower than a year ago. Cattle slaughter for the week of October 8th was 1.5% lower than last week and 1.5% lower than a year ago. Cattle slaughter for the week of October 1st was 1.5% lower than last week and 1.5% lower than a year ago. Cattle slaughter for the week of September 24th was 1.5% lower than last week and 1.5% lower than a year ago. Cattle slaughter for the week of September 17th was 1.5% lower than last week and 1.5% lower than a year ago. Cattle slaughter for the week of September 10th was 1.5% lower than last week and 1.5% lower than a year ago. Cattle slaughter for the week of September 3rd was 1.5% lower than last week and 1.5% lower than a year ago. Cattle slaughter for the week of August 27th was 1.5% lower than last week and 1.5% lower than a year ago. Cattle slaughter for the week of August 20th was 1.5% lower than last week and 1.5% lower than a year ago. Cattle slaughter for the week of August 13th was 1.5% lower than last week and 1.5% lower than a year ago. Cattle slaughter for the week of August 6th was 1.5% lower than last week and 1.5% lower than a year ago. Cattle slaughter for the week of July 30th was

Weekly Market Summary

Federally Inspected Slaughter Cattle by Class:
Released by USDA Market News Service on 12/12/24 for week ending 11/30/24

Federally Inspected Slaughter Head & Percentage by Class - U.S.		
Cattle		
	Head	% of Total
Steers	252,126	47.3%
Heifers	182,417	34.2%
Dairy Cows	43,931	8.2%
Other Cows	46,917	8.8%
Bulls	7,507	1.4%
Total	**532,898**	

Livestock Slaughter under Federal Inspection:

Daily Slaughter

Fri Dec 13, 2024		Week Ago	Year Ago	WTD	Prev Week WTD	Last Year WTD	2024 YTD	2023 YTD	YTD % Change
Calves	1,000	1,000	1,133	5,000	5,000	5,235	198,430	275,933	-28.1%
Cattle	115,000	117,000	120,900	604,000	602,000	624,083	29,971,611	31,091,380	-3.6%
Hogs	474,000	480,000	476,054	2,410,000	2,417,000	2,392,400	123,365,170	122,385,545	0.8%
Sheep	5,000	4,000	4,428	38,000	39,000	38,188	1,814,995	1,759,553	3.2%

Sat Dec 14, 2024		Week Ago	Year Ago	WTD	Prev Week WTD	Last Year WTD	2024 YTD	2023 YTD	YTD % Change
Calves	0	0	0	5,000	5,000	5,235	198,430	275,933	-28.1%
Cattle	5,000	12,000	23,089	609,000	614,000	647,172	29,976,611	31,114,469	-3.7%
Hogs	163,000	185,000	302,252	2,573,000	2,602,000	2,694,652	123,528,170	122,687,797	0.7%
Sheep	0	0	29	38,000	39,000	38,217	1,814,995	1,759,582	3.2%

^ Contents

Boxed Beef Cutouts:

USDA Estimated Boxed Beef Cut-out Values as of 2:30 PM on 12/13//24
Based on negotiated prices and volume of boxed beef cuts delivered within 0-21 days and on average industry cutting yields. Values reflect U.S. dollars per 100 pounds.

	Choice 600-900	Select 600-900
Current Cutout Values:	316.39	283.86
Change from prior day:	1.15	3.38
Choice/Select spread:	32.53	
Total Load Count (Cuts, Trimmings, Grinds):	123	

Composite Primal Values		
Primal Rib	653.24	521.74
Primal Chuck	246.90	243.54
Primal Round	250.82	244.56
Primal Loin	384.52	314.95
Primal Brisket	259.95	250.44
Primal Short Plate	188.18	188.18
Primal Flank	144.13	147.40

Load Count And Cutout Value Summary For Prior 5 Days

Date	Choice	Select	Trim	Grinds	Total	Choice 600-900	Select 600-900
12/12	88	31	4	13	135	315.24	280.48
12/11	65	34	12	10	122	311.23	278.11
12/10	73	22	14	20	129	311.73	279.65
12/09	47	15	0	15	78	314.14	279.34
12/06	80	19	11	14	125	312.04	276.73
Current 5 Day Simple Average:						312.88	278.86

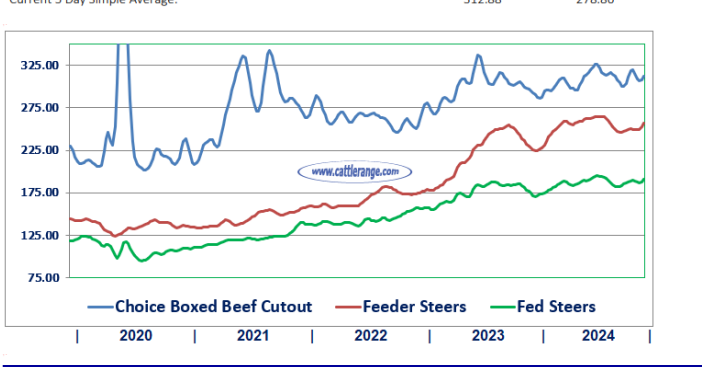

USDA National Steer & Heifer Estimated Grading Percent Report:
Released by USDA Market News Service on 12/12/24 for week ending 11/30/24

National, Regional, and State Breakdown of Official USDA Quality Grades. Percentages derived from each category numerical total, divided by the total number offered for USDA quality grading in each corresponding area.

	National	Region 1-5	Region 6	Region 7-8	Region 9-10
Prime	11.52%	19.35%	5.53%	11.94%	12.32%
Choice	71.58%	70.26%	64.71%	73.66%	72.17%
Select	13.44%	7.39%	27.29%	11.28%	6.94%
Other	3.45%	2.99%	2.47%	3.11%	8.58%

	Nebraska	Kansas	Texas
Prime	13.41%	9.20%	5.53%
Choice	73.09%	74.79%	64.75%
Select	9.77%	13.27%	27.25%
Other	3.73%	2.73%	2.47%

States included in regions are as follows:
1) CT, ME, NH, VT, MA, & RI **(2)** NY & NJ - **(3)** DE, MD, PA, WV, & VA **(4)** AL, FL, GA, KY, MS, NC, SC, & TN **(5)** IL, IN, MI, MN, OH, & WI **(6)** AR, LA, NM, OK, & TX **(7)** IA, KS, MO, & NE **(8)** CO,MT, ND, SD, UT, & WY **(9)** AZ, CA, HI & NV **(10)** AK, ID, OR, & WA.

Last Week's Trade Data:

Beef:
Net sales of 11,000 MT for 2024 were up noticeably from the previous week and up 32 percent from the prior 4-week average. Increases primarily for South Korea (3,400 MT, including decreases of 900 MT), Japan (3,400 MT, including decreases of 300 MT), Mexico (1,400 MT), Canada (800 MT), and China (700 MT, including decreases of 100 MT), were offset by reductions for the Philippines (100 MT) and El Salvador (100 MT). Net sales of 5,400 MT for 2025 were primarily for Japan (3,000 MT), South Korea (1,500 MT), the Philippines (200 MT), Taiwan (200 MT), and China (200 MT).

Exports of 15,100 MT were up 5 percent from the previous week, but down 1 percent from the prior 4-week average. The destinations were primarily to South Korea (4,500 MT), Japan (2,900 MT), China (2,200 MT), Mexico (1,800 MT), and Taiwan (1,300 MT).

Pork:
Net sales of 22,500 MT for 2024 were down 36 percent from the previous week and 1 percent from the prior 4-week average. Increases primarily for Mexico (9,100 MT, including decreases of 300 MT), Japan (4,500 MT, including decreases of 500 MT), China (2,700 MT, including decreases of 100 MT), Colombia (2,000 MT, including decreases of 100 MT), and South Korea (1,000 MT, including decreases of 600 MT), were offset by reductions for Australia (300 MT). Net sales of 4,600 MT for 2025 primarily for South Korea (2,400 MT), Japan (1,100 MT), Canada (500 MT), Mexico (300 MT), and Honduras (200 MT), were offset by reductions for China (500 MT).

Exports of 33,800 MT were up 5 percent from the previous week and 10 percent from the prior 4-week average. The destinations were primarily to Mexico (14,700 MT), South Korea (3,900 MT), Japan (3,700 MT), China (3,100 MT), and Australia (2,000 MT).

^ Contents

USDA National Retail Beef Report:
National Summary of Advertised Prices for Beef at Major Retail Supermarket Outlets

This week in beef retail the Feature Rate increased by 16.2 percent, and the Activity Index increased by 23.8 percent. Compared to last week items from the brisket, loin, round, and deli sections showed increased ad space while items from the chuck, sirloin, and variety meat showed decreases in ad space. The rib section showed the largest increase in ad space this week with the bone-in rib roasts being the largest contributor approaching the holiday. Items from the other/misc., ground, and carcass sections remained steady.

NATIONAL

Metric	Current Week (CW)	Previous Week (PW)	Previous Year (PY)
Total Outlets	24,443	24,443	
Activity Index	86,548	69,893	
Feature Rate (%)	90.3%	74.1%	

^ Contents

Est. Weekly Meat Production Under Federal Inspection:

Total red meat production under Federal inspection for the week ending Saturday, December 14 th was estimated at 1085.1 million lbs. according to the USDA Marketing Service. This was 0.9 percent lower than a week ago and 4.4 percent lower than a year ago. Cumulative meat production for the year to date was 0.3 percent higher compared to the previous year.

^ Contents

3 Year Bullish/Bearish Consensus Charts from SentimenTrader:

The theory behind the "Bullish/Bearish Consensus" indicator is when the public reaches a consensus, **they are usually wrong:**

- They get too bullish after prices have risen and too bearish after they have already fallen.

Because of this tendency, there are often extremes in opinion right before major changes in trend:

- When the public reaches a bullish extreme, i.e., a great majority thinks prices will keep rising, then prices often decline instead.
- And when they become too bearish, then prices tend to rise.

So when Public Opinion moves above the **red dotted line** in the chart, it means that compared to other readings over the past year, you're seeing **excessive optimism**. You also want to look at the absolute level of Opinion, too - if it's at 90%, then there's no question we're seeing an historic level of bullish opinion. Watch for readings above 80% (or especially 90%) to spot those dangerous times when the public is overly enthusiastic about a commodity.

Conversely, when Public Opinion moves below the **green dotted line**, then the public is **excessively pessimistic** about the commodity's prospects for further gains compared to their opinion over the past year. Looking for absolute readings under 20% (or especially 10%) often indicates an upturn in the market.

Cattle Bullish/Bearish Consensus: 3 Year Chart

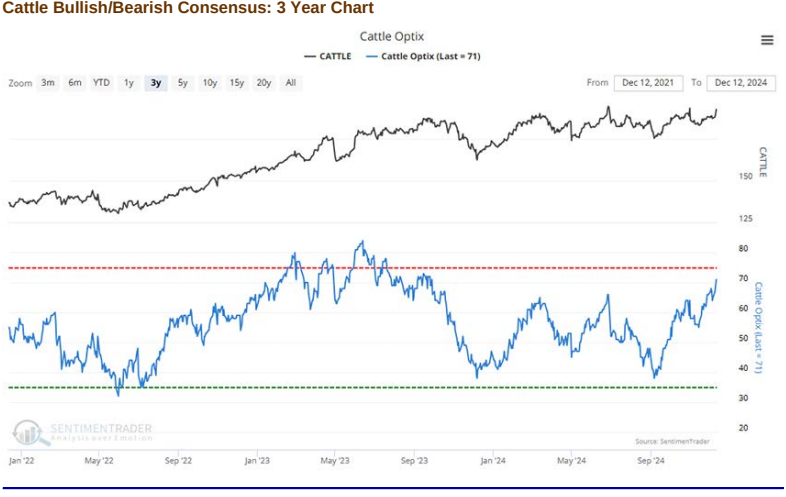

Corn Bullish/Bearish Consensus: 3 Year Chart

^ Contents

U.S. Dollar - 6 Month Chart:

Over the past 5 years, an average of around 12% of U.S. beef production has been exported, making exports an extremely important factor affecting beef and cattle prices. A strong dollar depresses export demand.

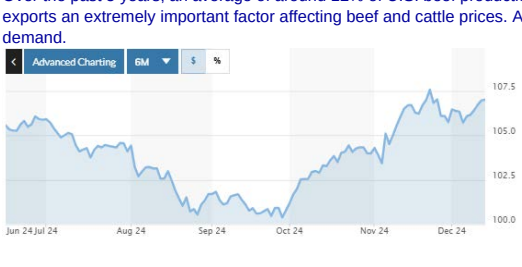

- U.S. Dollar Index

^ Contents

Stock Markets & Economic News:
T. Rowe Price

Most indexes decline while Nasdaq hits another record high

Most major stock indexes ended the week lower, although the technology-heavy Nasdaq Composite advanced modestly and cleared the 20,000 mark for the first time. Large-cap stocks held up better than their smaller-cap peers as the Russell 2000 Index recorded a second consecutive week of underperformance against the S&P 500 Index. As measured by Russell 1000 indexes, growth stocks posted a third consecutive week of outperformance versus value, thanks in part to gains in shares of Tesla (12.08%) and Google parent Alphabet (8.44%), the latter of which recorded its largest two-day gain since 2015 between Tuesday and Wednesday.

Progress on inflation stalls; labor market cools

The highlight of the week's economic calendar came on Wednesday with the Labor Department's report of headline and core (less food and energy) consumer price inflation (CPI), which both rose by 0.3% in November and were in line with consensus expectations. On a year-over-year basis, core prices increased 3.3% in November, unchanged from the prior month, while overall inflation accelerated modestly to 2.7%, up from 2.6% in October. Higher shelter costs were responsible for nearly 40% of the total price increase in November, and very few of the index's components decreased during the month. Similarly, producer price inflation accelerated a tick in November, to 0.4% from 0.3%.

On Thursday, the Labor Department also reported a surprise jump in weekly initial jobless claims to a two-month high of 242,000. While some of the increase was attributed to seasonal factors around the Thanksgiving holiday, continuing claims also rose and remained near three-year highs, a sign that it is taking longer for some unemployed individuals to find a job. The jobs data served as another indication of a softening labor market following the prior week's report of an uptick in the unemployment rate in November.

U.S. Stocks:

Index	Friday's Close	Week's Change	% Change YTD
DJIA	43,828.06	-814.46	16.29%
S&P 500	6,051.09	-39.18	26.86%
Nasdaq Composite	19,926.73	66.95	32.74%
S&P MidCap 400	3,277.20	-54.17	17.82%
Russell 2000	2,346.90	-62.10	15.78%

^ Contents

"**Click Here**" to view a Slide Show of Drought Monitor maps for the last 12 weeks



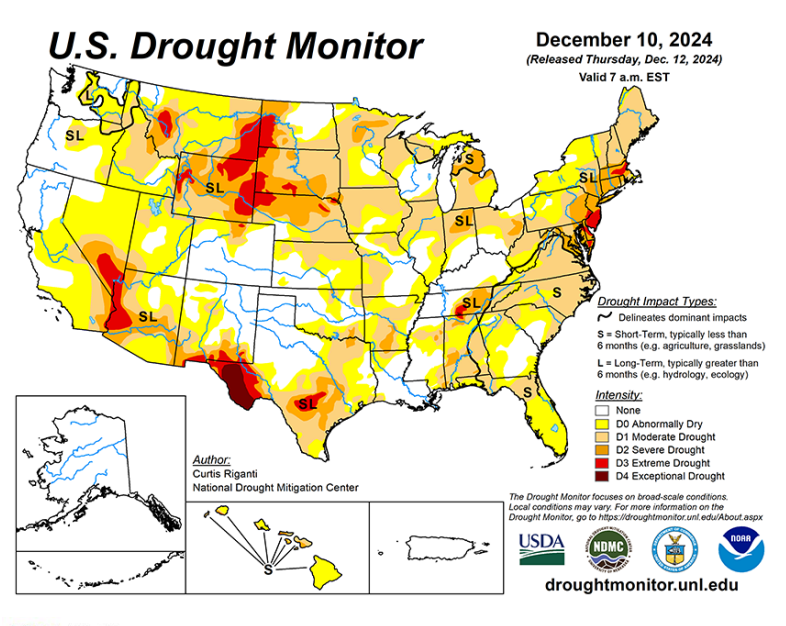

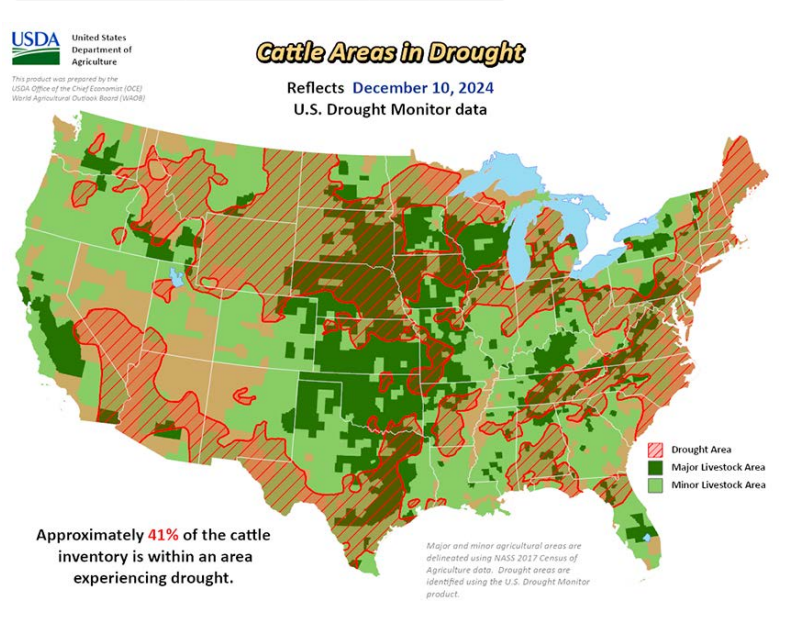

Canadian 90-Day Percent of Average Precipitation:

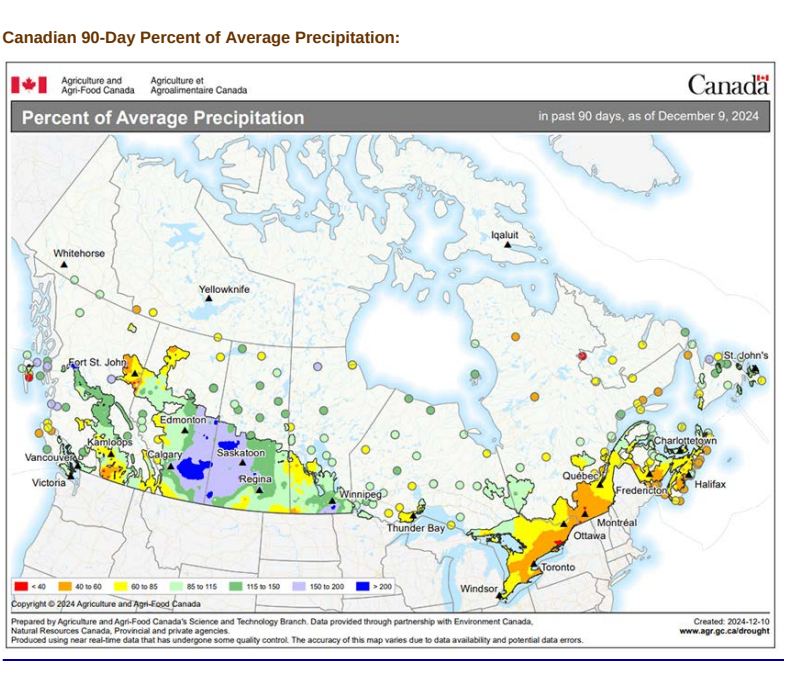

Looking ahead...

Through the evening of Monday, Dec. 16, the National Weather Service Weather Prediction Center is forecasting at least an inch of precipitation in the middle Mississippi River Valley, lower Ohio River Valley, western Tennessee, northwest Mississippi, eastern Texas, southeast Oklahoma, northern Louisiana and Arkansas. Precipitation of at least 1 inch is also forecast in parts of eastern New England and in a few areas downwind (east) of lakes Erie and Ontario. Heavy precipitation is also forecast in northern and northwest California and southwest Oregon, where locally up to or over 5 inches of precipitation is possible. At least 1.5 inches of precipitation is also forecast in many areas of western Washington and Oregon, while mostly lesser amounts are forecast in eastern Washington and Oregon and in parts of Idaho. The Southwest, western Great Plains, southeast Alabama, southern Georgia and the Florida Peninsula are forecast to remain mostly dry.

The 6-10 day forecast, covering December 17-21, favors warmer-than-normal temperatures across almost the entire U.S., except for eastern Missouri, Illinois and parts of the Upper Midwest. Forecaster confidence is high for above-normal temperatures in the West, New England, southern Alaska and Hawaii. Precipitation amounts are likely to be below normal for this period across most of the central and northern Great Plains and the West, except for northwest Washington and Oregon, where above-normal precipitation is slightly favored. Above-normal precipitation is also favored in central and southern Texas, the Florida Peninsula, and the Atlantic Coast. Above-normal precipitation is also favored in southern Alaska, while drier-than-normal weather is favored in northern Alaska and in Hawaii.

Precipitation & Temperature Outlooks:

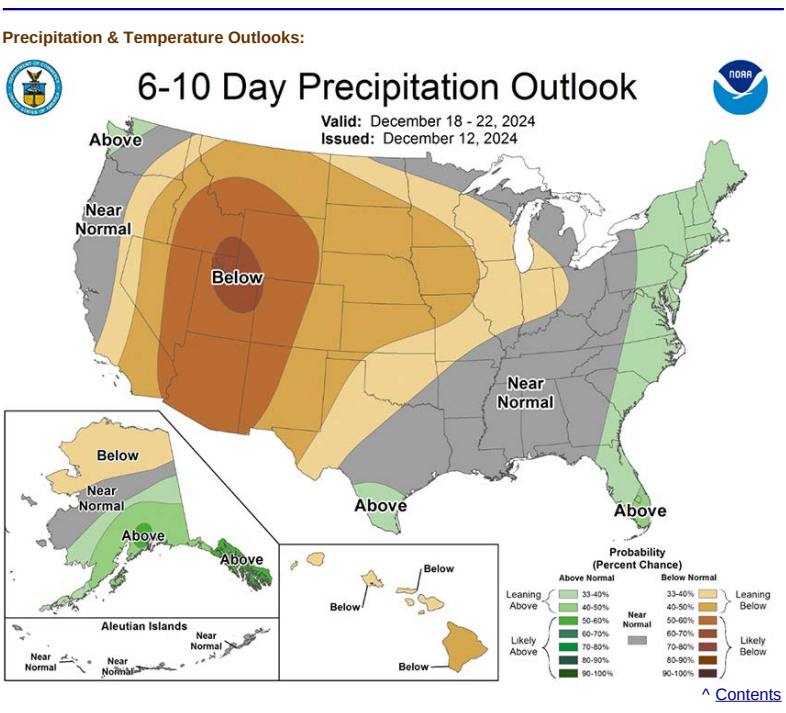

^ Contents

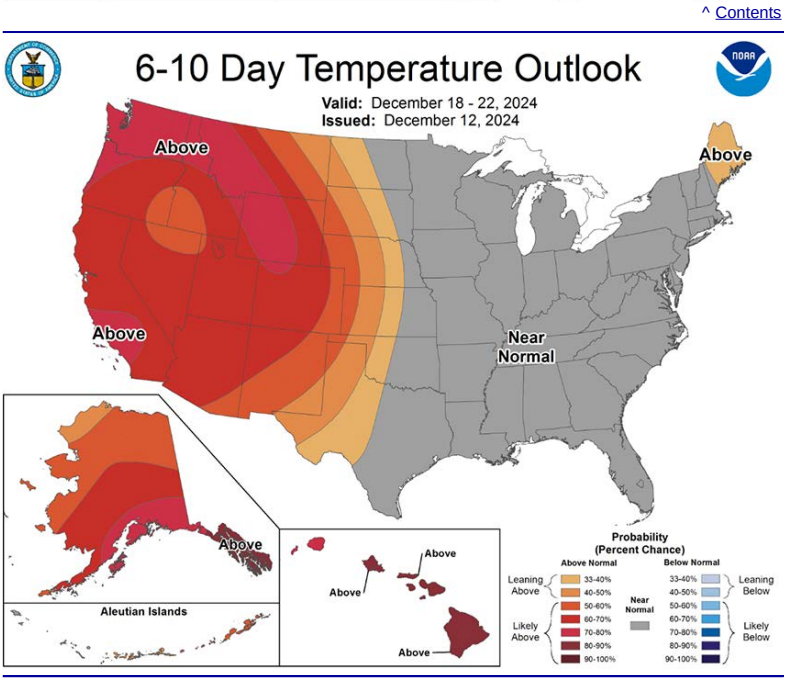

^ Contents

Weekly Grain Market Review:

Grain Prices	12/13/24	Last Week	1 Month Ago	1 Year Ago	5 Yr. Avg.
Omaha Corn	4.43	4.37	4.07	4.73	5.39
Kansas City Wheat	4.82	4.79	4.80	5.97	6.69
March Corn Futures	4.4200	4.4000	4.2400	4.8300	5.2218
March Wheat Futures	5.5225	5.5725	5.3650	6.2925	6.7549

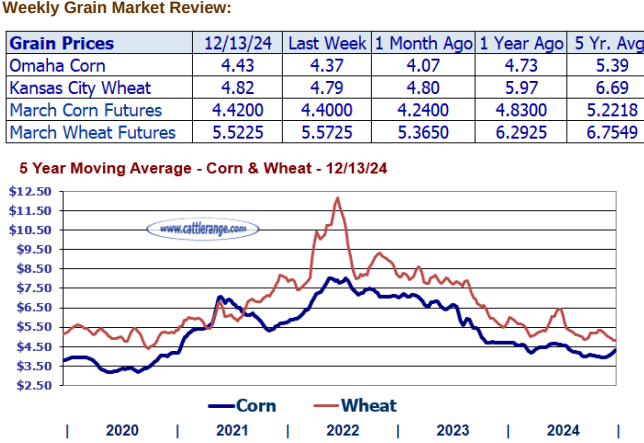

Last Week's Corn Trade Data:

Net sales of 946,900 MT for 2024/2025 were down 45 percent from the previous week and 32 percent from the prior 4-week average. Increases primarily for Colombia (257,900 MT, including decreases of 30,500 MT), Mexico (194,900 MT, including decreases of 5,800 MT and 44,200 MT - late), Japan (143,400 MT, including 60,000 MT switched from unknown destinations and decreases of 5,500 MT), South Korea (70,000 MT), and Taiwan (68,700 MT), were offset by reductions for Panama (23,100 MT), Nicaragua (3,000 MT), Guatemala (2,000 MT), and Morocco (1,600 MT).

Exports of 1,183,400 MT--a marketing-year high--were up 13 percent from the previous week and 28 percent from the prior 4-week average. The destinations were primarily to Mexico (380,600 MT), Japan (268,600 MT), Colombia (159,000 MT), South Korea (129,900 MT), and Spain (66,400 MT).

^ Contents

Regional Auction Reports... Click Link to view entire report

Last Friday & Saturday Auctions:

Burwell Livestock Auction Market - Burwell NE
This Week: 520
Last Reported: 3,885
Last Year: 2,945
Today's bred cow and heifer auction consisted of black/red and bwf cows bred majority to black bulls. Demand was good with active internet buying. All in good condition to calve March and April.

Ft. Pierre Livestock Auction - Ft. Pierre SD
This Week: 6,470
Last Reported: 5,907
Last Year: 5,152
No feeder sale last week, compared to two weeks ago best test on steer calves 400 lbs to 449 lbs were 10.00 to 12.00 higher, steers calves from 450 lbs to 499 lbs were 4.00 to 6.00 lower, steer calves from 500 lbs to 649 lbs were steady to 6.00 higher; heifer calves from 450 lbs to 599 lbs were from 10.00 to 20.00 higher. No other comparisons available.

Lexington Livestock Market - Lexington, NE
This Week: 3,200
Last Reported: 1,075
Last Year: 1,507
Compared to two weeks ago steers and heifers under 600 lbs sold steady to 15.00 higher. Demand was good to very good from the buyers in the crowd with internet activity noticed.

Torrington Livestock Commission - Torrington WY
This Week: 2,300
Last Reported: 2,110
Last Year: 2,347
Compared to two weeks ago; slaughter and feeder cows traded 3.00 to 7.00 higher with instances 10.00 higher on lean feeding cows. Slaughter bulls traded mostly steady. Another large offering today with also a very active heiferette market.

Cattleman's Livestock Auction - Belen NM
This Week: 1,204
Last Reported: 1,374
Last Year: 998
Compared to two weeks ago: Steer and heifer calves sold 20.00-25.00 higher. Feeder steers and heifers sold 18.00-22.00 higher. Slaughter cows sold steady to 1.00-2.00 higher while slaughter bulls sold 1.00-2.00 lower. Trade and demand active.

Santa Teresa Livestock Auction (Imported Mexican Cattle) - Santa Teresa NM
This Week:
Last Reported:
Last Year:
Imports of Mexican cattle temporarily paused by USDA due to New World screwworms (NWS) found in Southern Mexico

Eastern MO Commission Company - Bowling Green, MO
This Week: 1,079
Last Reported: 1,016
Last Year: 2,387
Compared to the last special two weeks ago, steer calves weighing 450-600 lbs sold 15.00-20.00 higher with 600-700 lbs selling 10.00-15.00 higher over 700 lbs were not well tested. Feeder heifers weighing 450-600 lbs traded 15.00-20.00 higher with over 650 lbs selling with a higher undertone on limited comparisons from the last sale. Slaughter steers and heifers sold 3.00-5.00 higher on a nice offering with slaughter cows trading steady with two weeks ago.

Smith County Commission - Carthage TN
This Week: 925
Last Reported: 818
Last Year: 719
No trends could be established due to no sale last week.

Carolina Stockyards – Livestock Auction – Siler City, NC
This Week: 943
Last Reported: 1,202
Last Year: 1,068
Slaughter cattle were down 5.00 this week compared to last sale . Feeder cattle were 6.00 to 8.00 higher this week compared to last sale . Demand was good ; market activity and buyer interest were active . Offerings were moderate with quality average .

Monday Auctions:

Sioux Falls Regional Livestock Report - Worthing SD
This Week: 6,018
Last Reported: 2,981
Last Year: 5,797
Compared to last week: Steer calves under 500 lbs sharply higher, over 500 lbs 10.00 to 15.00 higher except 500-550 lbs steady. Heifer calves under 400 lbs sharply higher, 400-550 lbs steady to 5.00 higher, over 550 lbs 5.00 to 10.00 higher. Yearling steers and heifers not well compared as weights and flesh conditions didn't match last week, firm undertones.

Tri-State Livestock Auction Market - McCook NE
This Week: 1,747
Last Reported: 1,680
Last Year: 2,335
Compared to last steers were steady - 10.00 higher and heifers were 3.00 - 6.00 higher. Demand was good to moderate.

Oklahoma National Stockyards Feeder Cattle - Oklahoma City OK
This Week: 13,000
Last Reported: 10,398
Last Year: 8,383
Compared to last week: Feeder steers 3.00-7.00 lower. Feeder heifers 2,00 to 5.00 lower. Steer and heifer calves 10.00 to 15.00 lower. Demand moderate to good. Quality mostly plain to few attractive, several large consignments on offer again this week.

Tulsa Livestock Auction - Tulsa, OK
This Week: 4,380
Last Reported: 3,068
Last Year: 3,467
Compared to last week: Feeder steers holding steady to 2.00 lower. Feeder heifers 7.00-10.00 lower, however lighter weight heifer calves selling at a premium. Demand good, with average to attractive offerings. Several fancy drafts from a few different ranches. Slaughter cows 7.00 lower. Slaughter bulls steady to 2.00 lower.

Roswell Livestock Auction - Roswell NM
This Week: 1,686
Last Reported: 2,368
Last Year: 1,767
Compared to last weeks sale; Steer calves sold steady to 10.00 higher and feeder steers 600-650 lbs were 5.00 lower. Heifer calves 300-550 lbs sold 8.00-14.00 higher with 550-600 lbs calves being 9.00 lower. Heifer yearlings 600-650 lbs sold 9.00 lower and 650-700 lbs were 6.00 higher. Trade was active and demand was good on smaller numbers. Slaughter cows and bulls sold steady to 2.00 higher.

Joplin Reg. Stockyards Feeder Cattle - Carthage MO
This Week: 12,223
Last Reported: 9,615
Last Year: 8,693
Compared to last week feeder steers sold from 7.00 lower to 12.00 higher with the most gain on lighter, high quality calves. Feeder heifers sold steady to 15.00 higher with the most gain on 3 weight heifers. Supply was heavy with very good demand.

Callaway Livestock Center - Kingdom City MO
This Week: 4,054
Last Reported: 1,882
Last Year: 2,524
Compared to last week, a much larger offering this week with steer calves weighing under 450 lbs selling with a sharply higher undertone, 450-650 lbs sold steady to firm with instances 3.00-5.00 higher and over 650 lbs traded with a higher undertone on limited offerings from lastweek. Feeder heifers weighing 400-500 lbs sold firm to 5.00 higher with 500-600 lbs trading steady to 3.00 higher, 600-650 lbs on comparable sales sold steady to firm and over 650 lbs were not well tested.

Mid-South Livestock - Unionville TN
This Week: 1,034
Last Reported: 707
Last Year: 672
Compared to last week, Feeder Steers steady to 8.00 higher with instances of 15.00 higher; Feeder Bulls steady to 5.00 higher; Feeder Heifers steady to 4.00 higher; Slaughter Cows steady to 2.00 higher; Slaughter Bulls mostly steady.

Saluda Livestock Exchange - Saluda, SC
This Week: 891
Last Reported: 780
Last Year: 0
Compared to last week, feeder steers steady based on limited comparable sales, feeder heifers steady, feeder bulls too few to trend, slaughter cows 3.00 lower, slaughter bulls steady. Moderate offerings of plain to average quality cattle with active buyer participation.

United Producers Inc. - Harned KY
This Week: 991
Last Reported: 621
Last Year: 641
Compared to last week: Lightweight feeders sold sharply higher. Feeder steers 500 lbs and over sold 5.00 to 10.00 higher. Feeder heifers sold 3.00 to 6.00 higher. Slaughter cows and slaughter bulls sold 2.00 to 3.00 higher.

Tuesday Auctions:

Miles City Livestock Commission Auction - Miles City, MT
This Week: 2,495
Last Reported: 2,869
Last Year: 1,760
Compared to last week: Steer calves under 450 lbs were too lightly tested to develop an accurate market trend, however steady to weak undertones were noticed on a lower quality offering. Steers over 450 lbs sold steady to 5.00 higher. Heifers under 450 lbs were too lightly tested to develop an accurate market trend, however steady undertones were noticed on a lower quality offering. Heifers over 450 lbs sold mostly 10.00-15.00 higher.

Winter Livestock Auction - Riverton, WY
This Week: 1,750
Last Reported: 1,054
Last Year: 246
Compared to last week, feeder steers unevenly steady with calves under 500 lbs lower undertones noted, 500 lb calves most advancement with instances 20.00 higher, over 600 lbs under pressure with instances 10.00 lower. Heifer calves weighing in 300 lbs most advancement and demand, under 600 lbs 3.00-8.00 higher, heifer calves over 600 lbs under pressure under pressure with lower undertones.

Winter Livestock - La Junta CO
This Week: 7,746
Last Reported: 4,791
Last Year: 4,879
Trade activity and demand was moderate to good. Feeder steers under 500lbs sold mostly 5.00 to 9.00 higher. Feeder steers between 500 lbs and 600lbs sold 4.00 to 10.00 lower while steers over 600lbs sold mostly 7.00 to 10.00 higher with instances of sharply higher. Feeder heifers under 550lbs sold 2.00 to 10.00 lower with instances of sharply lower. Feeder heifers over 550lbs sold mostly 2.00 to 8.00 higher with instances of sharply higher. Breaker slaughter cows of average dressing sold 1.00 lower. Boner cows of average dressing sold 2.00 lower and lean cows sold 1.00 lower. Slaughter bulls of average dressing sold 2.00 higher.

OKC West Livestock Auction - El Reno, OK
This Week: 7,000
Last Reported: 10,270
Last Year: 7,523
Compared to last week's sharply higher market: Steer and heifer calves sold 5.00-10.00 lower. Demand was good especially for weaned calves with shots.

Lonestar Stockyards - Wildorado, TX
This Week: 1,329
Last Reported: 2,400
Last Year: 827
Compared to last week: Steer and heifer calves traded mostly 2.00 to 10.00 higher, with instances of 20.00

higher on 550 to 600 pound steers. Yearlings too lightly tested for a market trend. Not enough comparable sales on Slaughter Cows and Bulls for a market trend, but a lower undertone was noted.

Ozarks Regional Stockyards - West Plains MO
This Week: 3,218
Last Reported: 5,910
Last Year: 2,450
Compared to last week, feeder steers and heifers were not well tested however undertones were steady to weak. Steer and heifer calves were uneven from 4.00 lower to 4.00 higher. Demand was good on a moderate supply.

Mid-State Stockyards LLP - Letohatchee, AL
This Week: 1,327
Last Reported: 1,948
Last Year: 1,613
Compared to one week ago: No trends available for slaughter cows and bulls. Feeder cattle sold 1.00 to 6.00 lower.

Calhoun Stockyard - Calhoun, GA
This Week: 276
Last Reported: 454
Last Year: 0
Compared to a week ago, slaughter cows mostly steady, slaughter bulls 2.00 to 5.00 higher, all feeder classes sharply higher, replacement cows mostly steady.

Blue Grass Stockyards - Lexington, KY
This Week: 1,403
Last Reported: 1,369
Last Year: 1,495
Compared to last Tuesday feeder steers and heifers under 600 lbs traded sharply higher with very good demand for weaned packages. Yearling steers sold steady to 3.00 higher with good demand. Yearling heifers very good demand in a limited comparison. Slaughter cows sold 2.00 to 5.00 lower with moderate demand. Slaughter bulls sold 2.00 lower with good demand.1,369

Wednesday Auctions:

Hub City Livestock Auction - Aberdeen SD
This Week: 4,648
Last Reported: 3,985
Last Year: 3,747
Compared to Wednesday: best test on yearling steers 950 to 999 lbs steady to 1.00 higher. Yearling heifers not well compared. Calf offering compared to Saturday: steers 450 to 499 lbs 7.00 to 10.00 higher, 550 to 599 lbs mostly steady 600 to 649 lbs 4.00 to 8.00 higher. Heifers 500 to 549 lbs mostly steady with instances up to 8.00 higher, 550 to 599 lbs 3.00 to 7.00 higher.

Bassett Livestock Auction - Bassett NE
This Week: 5,575
Last Reported: 3,450
Last Year: 3,730
Compared with last week, smaller packages of consignments as steers traded unevenly steady, no comparable offerings for heifers. All calves offered today were weaned. Demand was good with active internet bidding.

Huss Platte Valley Auction - Kearney NE
This Week: 5,023
Last Reported: 4,284
Last Year: 4,715
Nice offering of weaned and bawling spring calves on offer. Compared to last week steers over 550 lbs sold 2.00 to 7.00 higher and heifers over 550 lbs sold steady to 6.00 higher. Demand was good from the buyers in the crowd and on the internet that were bidding in the active market.

OKC West - El Reno OK
This Week: 12,833
Last Reported: 10,270
Last Year: 7,523
Compared to last week's sharply higher market: Feeder steers and heifers sold steady to 5.00 higher. Demand good. Steer and heifer calves sold 5.00-10.00 lower. Demand was good especially for weaned calves with shots.

Clovis Livestock Auction - Clovis, NM
This Week:
Last Reported:
Last Year:
Report unavailable.

Winter Livestock Feeder Cattle Auction - Dodge City KS
This Week: 4,543
Last Reported: 6,186
Last Year: 2,296
Compared to last week, feeder steers under 650 lbs sold steady to 5.00 lower while steers over 650 lbs sold steady to 3.00 lower. Heifers 500 weight sold 8.00 lower, over 600 lbs not well tested, softer undertone noted. Feeders under 500 lbs were fleshier than last week. Slaughter cows sold steady to 3.00 higher. Good demand for heavy supply.

Bloomfield Livestock Market - Bloomfield, IA
This Week: 2,068
Last Reported: 2,881
Last Year: 1,530
Compared to the sale two weeks ago, steers sold mostly steady to 11.00 higher, except the 750 to 800 lb. steers that sold 4.00 lower. Heifers under 450 lbs. sold sharply higher, while others sold 2.00 to 9.00 higher. Demand was very good today and included active internet bidding.

Springfield Livestock Auction - Springfield MO
This Week: 1,387
Last Reported: 1,182
Last Year: 1,481
Compared to last week, lightweight steer calves under 550lbs sold 5.00 to 8.00 higher, and steers over 550lbs sold mostly steady to 2.00 lower. Heifers sold mostly steady to 5.00 higher. Demand was moderate on a moderate supply.

South Central Regional Stockyards - Vienna, MO
This Week: 1,832
Last Reported: 2,067
Last Year: 1,697
Compared to last Wednesday, feeder steers under 450 lbs 3.00-6.00 higher, heavier weights steady. Feeder heifers under 650 lbs steady, over 650 lbs firm to 2.00 higher. Slaughter cows steady to 2.00 lower. Demand good to very good. Supply moderate.

Roanoke Stockyard - Roanoke AL
This Week: 1,032
Last Reported: 1,393
Last Year: 872
Compared to one week ago: Feeder steers and bulls sold 8.00 to 10.00 higher, feeder heifers sold 3.00 to 5.00 higher. Slaughter cows sold 4.00 to 5.00 higher, slaughter bulls sold steady. Replacement cows and pairs sold mostly steady.

Blue Grass Stockyards - Albany KY
This Week: 750
Last Reported: 563
Last Year: 604
Compared to last week: Feeder steers and heifers sold steady to firm. Good demand for all classes of feeders. Slaughter cows sold 2.00 to 4.00 lower. Slaughter bulls sold 3.00 lower.

Thursday Auctions:

Billings Livestock Commission Cattle Auction - Billings, MT
This Week: 4,007
Last Reported: 6,457
Last Year: 2,380
Compared to last week: Feeder steer calves under 450 lbs were too lightly tested to develop an accurate market trend, however steady to weak undertones were noticed on a lower quality offering. Steers 450-500 lbs sold mostly 10.00 higher, steers 500-649 lbs steers sold generally steady; steers over 650 lbs were too lightly tested to develop an accurate market trend, however higher undertones were noticed. Heifer calves under 400 lbs were too lightly tested to develop an accurate market trend, however steady undertones were noticed. Heifers 400-550 lbs sold mostly 3.00-10.00 higher; heifer calves over 550 lbs sold mostly steady to 5.00 lower. Yearling steers and heifers were too lightly tested to develop an accurate market trend, however higher undertones were noticed.

Mitchell Livestock Auction – Mitchell SD
This Week: 3,896
Last Reported: 4,544
Last Year: 3,226
Compared to last week: Steers 600-700 lbs. sold 4.00 higher, steers 700 lbs. sold and up sold unevenly steady. Heifers 500 lbs. and up sold unevenly steady, with a higher undertone on most. Demand was good. Manly large load lots in todays offering. Flesh and quality were top factors on price paid on feeders.

Valentine Livestock Auction - Valentine NE
This Week: 2,177
Last Reported: 2,900
Last Year: 2,682
Today's Special Bred Female Sale started the day with Dispersions, followed by all ages of cows and bred heifers to follow. All offerings in good condition, ready to calve Feb to Mar. A full crowd on hand with several buyers and active internet bidding.

Apache Livestock Auction - Apache, OK
This Week: 2,328
Last Reported: 3,826
Last Year: 1,819
Compared to last week: Feeder steers and feeder heifers mostly 1.00 to 2.00 higher on a limited test. Steer calves and heifer calves steady to 10.00 lower. Quality good to attractive with moderate demand. Slaughter cows steady to 2.00 higher. Slaughter bulls 2.00 lower.

Woodward Wtd Avg Cattle - Woodward OK
This Week: 1,670
Last Reported: 1,954
Last Year: 1,237
Compared to last week: Feeder steers 2.00 to 6.00 higher. Feeder heifers steady. Steer calves steady to 10.00 higher. Heifer calves steady. Demand was moderate to active. Quality was average.

Winter Livestock Auction - Pratt KS
This Week: 2,448
Last Reported: 4,200
Last Year: 1,998
Compared to last week, feeder steers 800 lb to 1000 lb sold 3.00 to 5.00 higher. Steers 400 lb to 800 lb sold 3.00 to 10.00 lower, however 5 wt steers sold steady. Feeder heifers 700 lb to 975 lb sold steady on light receipts. Heifers 400 lb to 700 lb sold 5.00 to 10.00 lower. Steer and heifer calves were not near as attractive as last week. Demand was good on feeders. Slaughter cows and bulls sold steady

Farmers & Ranchers Livestock - Salina KS
This Week: 4,317
Last Reported: 3,414
Last Year: 3,300
Really nice run of cattle today. Compared to last week steers 650 to 750 lbs sold 7.00 to 8.00 higher and 800 to 950 lbs sold steady to 1.00 higher. Heifers 500 to 700 lbs sold mostly 3.00 lower and 700 to 900 lb heifers sold steady to 1.00 higher. The receipts were moderate to heavy with really good demand.

Cattleman's Livestock Auction - Dalhart TX
This Week: 3,092
Last Reported: 3,606
Last Year: 1,110
Compared to last week: The market continued upward on both calf and feeder steers. With most gains $10.00 or higher with a greater demand on healthy, thin flesh calves ready to turn out. Feeders were traded somewhat less active but still strong. Heifers didn't fare as well as they made a slide backwards, but like the steers, healthy thin fleshed calves topped the sell.Slaughter cattle remained steady for high yielding breakers while boners gained $7.00.

Tulia Livestock Auction - Tulia, TX
This Week: 1,330
Last Reported: 1,300
Last Year: 0
Compared to last week: Steer and heifer calves were 5.00 to 15.00 lower, after large gains last week. Demand was moderate to good. Slaughter cows were steady.

New Cambria Livestock Market - New Cambria, MO
This Week: 1,978
Last Reported: 1,364
Last Year: 1,525
Compared to the last reported sale three weeks ago, steers and heifers sold sharply higher, with light calves tacking on mostly 20.00 to 30.00/cwt and heavier weights 10.00 to 15.00/cwt. Slaughter cows steady to 4.00 higher. Excellent quality on offer this week including several reputation consignments with most of the unweaned cattle seeing little to no discount.

Bluegrass Stockyards South - Stanford KY
This Week: 2,000
Last Reported: 1,738
Last Year: 1,662
Compared to last Thursday: Feeder steers under 700 lbs 12.00-18.00 higher, Over 700 lbs 5.00-8.00 higher, Feeder heifers under 600 lbs 3.00-8.00 higher, over 600 lbs steady to 2.00 lower, Very good demand for feeder classes and Good demand for yearling classes. Slaughter cows 5.00-8.00 lower, Slaughter bulls steady, Good demand for slaughter classes.

Toppenish Livestock Auction - Toppenish, WA
This Week: 1,280
Last Reported: 1,300
Last Year: 1,050
Compared to last Thursday, stocker and feeder cattle firm. CME Feeder cattle are trading with 37 to 77 cent gains. Slaughter cows firm. Dairy cows 8.00-10.00 higher. Slaughter bulls steady. Trade very active with very good demand.

Paris Stockyards - Paris KY
This Week: 2,915
Last Reported: 3,189
Last Year: 1,775
Compared to last Thursday the feeder market was unevenly steady to stronger in spots with a plainer than average quality offering. Good quality feeder steers 400 lbs and under were sharply higher with a good supply and strong demand, while there bigger brothers were unevenly steady to 3.00 lower with moderate demand. Feeder heifers 450 lbs and under were steady to 5.00 higher for the bawling calves and sharply higher for the weaned and pre-conditioned heifers, while the 550-750 lbs heifers were 2.00 to 6.00 higher with a good supply and strong demand.

---

^ Contents

Direct Sales of Feeder & Stocker Cattle... Click Link to view entire report

Colorado Direct Cattle Report
This Week: 1,417
Last Reported: 945
Last Year: 1,043
Compared to last week heavier weight steers sold 2.00 higher on thin test. Demand was good. Supply included: 100% Feeder Cattle (79.5% Steers, 20.5% Heifers). Feeder cattle supply over 600 lbs was 100%. Unless otherwise noted, Feeder Cattle prices FOB based on net weights after a 2-3% shrink or equivalent, with up to 15 cent slide > 600 lbs. Livestock reported this week originated from CO, MO, TX.

Eastern Cornbelt Direct Cattle Report (IL/IN/MI/MN/OH/KY)
This Week: 630
Last Reported: 70
Last Year: 1,503
Compared to last week: Not enough comparable Current FOB trades for a trend. Supply included: 100% Feeder Cattle (20.6% Steers, 12.7% Dairy Steers, 54% Heifers, 12.7% Dairy Heifers). Feeder cattle supply over 600 lbs was 87%. Unless otherwise noted, Feeder Cattle prices FOB based on net weights after a 2-3% shrink or equivalent, with up to a 15 cent slide > 600 lbs and up to a 20 cent slide < 600 lbs. Livestock reported this week originated from IN, KY.

Kansas Direct Feeder Cattle Report
This Week: 5,211
Last Reported: 4,282
Last Year: 4,070
Compared to last week: Feeder steers and heifers traded mostly steady on comparable sales. Buyer demand was very good. Supply included: 100% Feeder Cattle (61.2% Steers, 38.8% Heifers). Feeder cattle supply over 600 lbs was 100%. Unless otherwise noted, Feeder Cattle prices FOB based on net weights after a2-3% shrink or equivalent, with a 8-12 cent slide > 600 lbs. Livestock reported this week originated from GA, KS, LA, MS, OK, TX.

Missouri Direct Cattle Report
This Week: 393
Last Reported: 210
Last Year: 303
Compared to last week: Not enough Current FOB trades for a trend. Supply included: 100% Feeder Cattle (41.5% Steers, 58.5% Heifers). Feeder cattle supply over 600 lbs was 100%. Unless otherwise noted, Feeder Cattle prices FOB based on net weights after a 2-3% shrink or equivalent, with up to a 15 cent slide > 600 lbs and up to a 20 cent slide < 600 lbs. Livestock reported this week originated from MO.

Montana Direct Cattle Report
This Week: 364
Last Reported:
Last Year:
Compared to last week: Feeder cattle not tested last week for a trend. Demand good. Supply included: 100% Feeder Cattle (100% Steers). Feeder cattle supply over 600 lbs was 100%. Unless otherwise noted, Feeder Cattle prices FOB based on net weights after a 2-3% shrink or equivalent, with up to a 15 cent slide > 600 lbs and up to a 20 cent slide < 600 lbs. Livestock reported this week originated from MT.

New Mexico Direct Cattle Report
This Week: 260
Last Reported: 722
Last Year: 1,250
Compared to last week: No current FOB steers or heifers reported for a market trend. Buyer demand was moderate to good. Supply included: 100% Feeder Cattle (100% Heifers). Feeder cattle supply over 600 lbs was 100%. U Unless otherwise noted, Feeder Cattle prices FOB based on net weights after a 2-3% shrink or equivalent, with up to a 15 cent slide > 600 lbs. and up to a 25 cent slide < 600 lbs. Livestock reported this week originated from NM.

Northwest Direct Cattle Report (WA/OR/ID/UT)
This Week: 1,026
Last Reported: 277
Last Year: 1,135
No FOB cattle from the last report to make a comparable market trend. Demand was good with several buyers participating on back filling empty pens. Calf and feeder cattle numbers fairly tight in the region but feedlots are getting some livestock purchased. Supply included: 100% Feeder Cattle (53% Steers, 47% Heifers). Feeder cattle supply over 600 lbs was 93%. Unless otherwise noted, Feeder Cattle prices FOB based on net weights after a 2-3% shrink or equivalent, with up to 15 cent slide > 600 lbs. and up to 20 cent slide < 600 lbs. Livestock reported this week originated from CA, ID, OR, WA.

Oklahoma Direct Cattle Report
This Week: 3,282
Last Reported: 1,626
Last Year: 3,926
Compared to last week: Feeder steers and heifers were to lightly tested on a Current FOB basis last week for a trend. Demand good. Supply included: 100% Feeder Cattle (63.3% Steers, 36.7% Heifers). Feeder cattle supply over 600 lbs was 100%. Unless otherwise noted, Feeder Cattle prices FOB based on net weights after a 2-3% shrink or equivalent, with up to a 15 cent slide > 600 lbs and up to a 20 cent slide < 600 lbs. Livestock reported this week originated from OK, TX.

Southeast Direct Cattle Report (AL/AR/FL/GA/LA/MS/TN)
This Week: 1,174
Last Reported: 552
Last Year: 2,452
Compared to last week's light test: Current FOB steers and heifers were steady to 5.00 lower. Demand was moderate. Supply included: 100% Feeder Cattle (63.5% Steers, 36.5% Heifers). Feeder cattle supply over 600 lbs was 100%. Unless otherwise noted, Feeder Cattle prices FOB based on net weights after a 2-3% shrink or equivalent, with up to a 15 cent slide > 600 lbs and up to a 20 cent slide <600 lbs. Current delivery is 14 days from the report date. Livestock reported this week originated from AL, AR, GA, LA, MS.

Southwest Direct Cattle Report (AZ/CA/NV)
This Week: 143
Last Reported: 3,870
Last Year: 4,360
Compared to last week, feeders were not well tested. Trade slow, demand light. Supply included: 100% Feeder Cattle (100% Heifers). Feeder cattle supply over 600 lbs was 100%. Unless otherwise stated, prices fob shipping point with 2-3 percent shrink or equivalent with 5-10 cent slide on calves, 3-6 cent slide on yearlings from base weight. Delivered prices include freight, commissions and other expenses. Livestock reported this week originated from AZ.

Texas Direct Cattle Report
This Week: 12,446
Last Reported: 7,408
Last Year: 16,390
Compared to last week: Current FOB steers and heifers were steady to 3.00 lower. Demand was moderate. Supply included: 100% Feeder Cattle (48.4% Steers, 0.6% Dairy Steers, 50.3% Heifers, 0.6% Dairy Heifers). Feeder cattle supply over 600 lbs was 99%. Unless otherwise noted, Feeder Cattle prices FOB based on net weights after a 2-3% shrink or equivalent, with up to a 15 cent slide > 600 lbs and up to a 20 cent slide <600 lbs. Current delivery is 14 days from the report date. Livestock reported this week originated from AL, AR, AZ, GA, IN, KY, MS, NM, OK, TX.

Wyoming-Nebraska Direct Cattle Report
This Week: 1,510
Last Reported: 536
Last Year: 70
No comparable sales but a higher undertone was noted. Demand was good. Several buyers in the market place this week. Lightweight calves headed to wheat pasture. Feedlot buyers are starting to turn over rocks, looking in nooks and crannies for unclaimed cattle as the two-week shutdown for Christmas and New Years is almost upon us. Limited cattle sales will take place until the first full week of 2025. Nebraska feedlots traded live sales 3.00 to 4.00 higher from 193.00 to 196.00 and dressed sales sold mostly 8.00 higher at 305.00. Supply included: 100% Feeder Cattle (100% Steers). Feeder cattle supply over 600 lbs was 91%. Unless otherwise noted, Feeder Cattle prices FOB based on net weights after a 2-3% shrink or equivalent, with a 10 cent slide > 600 lbs. and 15 cent slide < 600 lbs. Livestock reported this week originated from KS, MO, WY.

- **Extensive U.S. & Canadian Auction Results are available on The Cattle Range**

---

^ Contents

USDA Weekly Hay Reports: "Click" on links for detailed report

- Alabama
- California
- Colorado
- Idaho
- Iowa
- Kansas
- Missouri
- Montana
- Nebraska
- New Mexico
- Oklahoma
- Oregon
- South Dakota
- Texas
- WA/OR Columbia Basin
- Wyoming

---

^ Contents

Although all information is from sources believed to be accurate & timely, The Cattle Range expressly disclaims all warranties, expressed or implied, as to the accuracy of any of the contents provided and shall not be liable for decisions or actions taken based on the data/information/opinions contained within.

Copyright © 2024 - The Cattle Range - All Rights Reserved