The Cattle Range

www.cattlerange.com

Weekly Market Summary

For the week ending March 13, 2026

Compared to last week, all classes of cattle and cattle futures were lower with boxed beef cutouts and corn higher.

Cattle/Beef Market-Strength Indexes

10 Day Index Trendline	60 Day Index Trendline
Change from Previous Day: -1.34%	Change from 60 Days Ago: +0.20%
Change from 10 Days Ago: -4.89%	Change from 60 Day High: -9.85%

Indexes track the daily market values for the past 10 & 60 days. Each value is the weighted total of the Gain/(Loss) for major market factors compared to the previous trading day.

Click Here to receive the WMS on Saturday mornings or to have it sent to friends & associates.

Fed Cattle: Limited trade in the Southern Plains at 235.00 with Northern Plains trade 5.00 lower at 235.00. In the 3 front months, Live Cattle futures were 2.33 to 3.67 lower. USDA's steer carcass weight data showed weights averaged 981 lbs. this week, compared to 983 lbs. last week and 942 lbs. a year ago.
S: This Week: 235.00 / Month Ago: 248.00 / Year Ago: 203.00 / 5 Year Avg: 173.01
N: This Week: 235.00 / Month Ago: 248.00 / Year Ago: 206.00 / 5 Year Avg: 174.56

Feeder Steers: The national average price for feeder steers was 376.47, 5.32 lower with trade mostly 3.00 to 10.00 lower. In the 3 front months, Feeder Cattle futures were 6.15 to 8.90 lower.
This Week: 376.47 / Month Ago: 379.19 / Year Ago: 286.17 / 5 Year Avg: 229.82

Stocker Steers: The national average price for stocker steers was 482.28, 4.25 lower with trade mostly 3.00 to 12.00 lower.
This Week: 482.28 / Month Ago: 475.73 / Year Ago: 355.29 / 5 Year Avg: 273.89

CME Feeder Cattle Index: Posted daily by CME for the prior business day
358.35… -8.97 ~ Historic High: 377.37 on 2/19/26
This Week: 358.35 / Month Ago: 373.91 / Year Ago: 282.72 / 5 Year Avg: 227.19

Boxed Beef Cutout: The Choice cutout was 10.70 higher at 397.92 and the Select cutout was 12.59 higher at 391.54. The Choice/Select spread is 6.38, 1.89 narrower.
This Week: 397.92 / Month Ago: 364.47 / Year Ago: 318.27 / 5 Year Avg: 306.43

Cutter Cow Cutout: 3.72 higher at 338.33.

Slaughter Cows: Trade mostly steady to 2.00 higher.

Total red meat production under Federal inspection for the week ending Saturday, March 14th was estimated at 1025.4 million lbs. according to the USDA Marketing Service. This was 1.4 percent higher than a week ago and 2.7 percent lower than a year ago. Cumulative meat production for the year to date was 4 percent lower compared to the previous year.

Corn: May futures closed at 4.6725, 0.0675 higher.

Contents:

- Weekly Market Overview
- Stocker & Feeder Cattle Weekly Receipts
- Feeder & Stocker Steer Prices
- 5 Year Moving Avg. - Stocker, Feeder, & Fed Steers
- Regional Auction Reports
- Direct Sales of Feeder & Stocker Cattle by State
- Cattle Futures' Long-Term Market Outlook
- Mexican Feeder Cattle Weekly Import Summary
- Chart of the Week
- Photo of the Week
- "Shootin' the Bull" Weekly Analysis
- Fed Cattle
- Feedyard Closeouts: Profit/(Loss)
- Feeder Steers/Corn Correlation
- Slaughter Cattle by Class
- Canadian Fed Cattle
- Boxed Beef Cutouts
- USDA National Retail Beef Report
- Est. Weekly Meat Production Under Federal Inspection
- Drought Conditions & Weather Outlook
- National Grain Summary
- Selected Auction Reports
- Direct Sales of Feeder & Stocker Cattle
- Weekly Hay Reports

***Links to the articles below** are included because we found them to be of interest but their content does not necessarily reflect the views of The Cattle Range.*

Click your "Back Button" to return to the WMS.

- Lonesome Report: Breaking Up the Beef Packers... What It Looks Like
- Workers Set to Strike at JBS Beef Plant on Monday
- Consumer Price Index (CPI) for February 2026 rose 0.3% on a Monthly Basis
- NCLA Files Motion to Vacate USDA Electronic Identification (EID) Eartag Mandate
- March WASDE Report: Cattle Prices Forecasted Higher
- USDA & U.S. Army Corps of Engineers Award Contract for the New Texas Sterile Fly Facility
- Seasonal Beef Demand

^ Contents

Market Overview:

www.cattlerange.com	03/13/26	Last Week	1 Month Ago	1 Year Ago	5 Yr. Avg.
CME Feeder Index	358.35	367.32	373.91	282.72	227.19
Live Cattle Futures	03/13/26	Last Week	1 Month Ago	1 Year Ago	5 Yr. Avg.
April	230.90	234.57	243.07	203.17	171.66
June	228.95	231.47	240.62	199.32	171.59
August	226.92	229.25	236.15	196.60	172.68
Feeder Futures	03/13/26	Last Week	1 Month Ago	1 Year Ago	5 Yr. Avg.
March	349.47	355.62	366.15	282.05	228.38
April	343.10	351.62	363.45	281.35	230.42
May	339.17	348.07	359.42	282.87	232.28
Fed Cattle	03/13/26	Last Week	1 Month Ago	1 Year Ago	5 Yr. Avg.
S. Central	235.00	240.00	248.00	203.00	173.01
N. Central	235.00	240.00	248.00	206.00	174.56
Feedyard Closeouts	03/13/26	Last Week	1 Month Ago	1 Year Ago	5 Yr. Avg.
Current	(306.73)	(270.95)	(56.08)	246.33	45.99
Future (Projected)	(462.27)	(505.95)	(449.81)	(113.42)	(131.49)
Avg. National Prices	03/13/26	Last Week	1 Month Ago	1 Year Ago	5 Yr. Avg.
Feeder Steers	376.47	381.80	379.19	286.17	229.82
Stocker Steers	482.28	486.52	475.73	355.29	273.89
Boxed Beef Cutout	03/13/26	Last Week	1 Month Ago	1 Year Ago	5 Yr. Avg.
Choice	397.92	387.22	364.47	318.27	306.43
Select	391.54	378.95	363.42	306.32	288.22
Spread	6.38	8.27	1.05	11.95	18.20
Cutter Cow Cut-Out	338.33	334.61	331.03	297.36	250.11
Crude Oil Futures	98.54	90.38	62.84	66.55	76.57
Grain Prices	03/13/26	Last Week	1 Month Ago	1 Year Ago	5 Yr. Avg.
Omaha Corn	4.36	4.28	4.22	4.49	5.50
Kansas City Wheat	5.32	5.28	5.28	5.32	6.67
May Corn Futures	4.6725	4.6050	4.3175	4.5875	5.3677
May Wheat Futures	6.1375	6.1675	5.4875	5.5700	6.7079

^ Contents

National Feeder & Stocker Cattle Sale Receipts:
Data released by USDA on Monday, 3/9/26 for week ending Saturday, 3/7/26

Week Ending:	3/7/26	Prior Week	1 Year Ago	2 Years Ago	3 Years Ago	3 Yr. Avg.
Auctions	197,000	211,400	219,200	213,400	205,100	212,567
Direct Sales	21,600	45,000	28,400	35,200	49,400	37,667
Video/Internet	32,400	3,400	24,200	57,600	5,000	28,933
www.cattlerange.com						
Total	251,000	259,800	271,800	306,200	259,500	279,167
This Week +/-	-	-3.4%	-7.7%	-18.0%	-3.3%	-10.1%

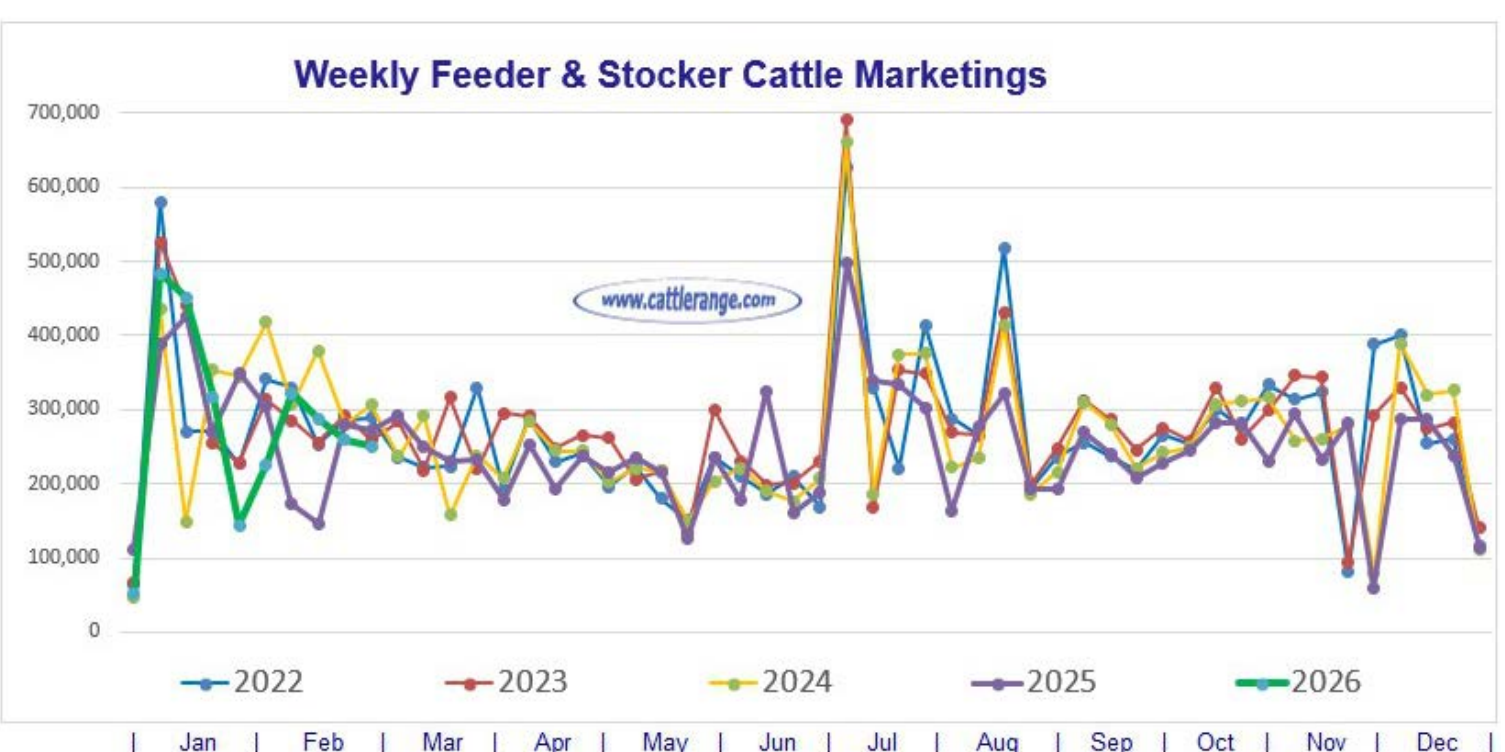

The Feeder & Stocker Cattle prices below are statewide average prices compiled to show the overall price trend and do not represent prices for any specific market/region within a state.

^ Contents

Feeder Steers:

700 lb. - 800 lb. Steers	03/13/26	Last Week	1 Month Ago	1 Year Ago	5 Yr. Avg.
Dakotas	389.54	395.14	399.52	306.88	246.81
Iowa	380.77	389.21	392.12	297.55	239.24
Missouri	385.64	396.31	389.71	294.74	236.63
Montana	378.80	389.22	390.07	296.98	238.29
Nebraska	398.44	403.63	403.25	304.21	248.25
Wyoming	383.21	393.74	393.68	299.74	240.78
North Central Avg.	386.07	394.54	394.73	300.02	241.67
Arkansas	362.19	370.14	370.14	280.70	223.92
Colorado	383.86	386.86	385.57	288.66	234.25
Kansas	385.64	395.12	392.09	294.69	236.65
New Mexico	377.89	380.03	380.77	284.77	229.09
Oklahoma	380.89	390.84	390.31	293.23	235.25
Texas	382.08	387.68	384.62	288.66	230.83
South Central Avg.	378.76	385.11	383.92	288.45	231.67
Alabama	357.44	366.66	361.39	275.14	216.79
Florida	345.54	354.40	348.50	266.22	210.06
Georgia	357.02	364.29	361.98	275.36	216.20
Kentucky	365.85	369.24	363.22	278.48	222.18
Louisiana	356.45	362.11	357.44	275.14	215.97
Mississippi	357.09	362.55	357.08	275.64	216.39
Tennessee	365.55	369.22	362.12	277.05	221.21
Virginia	362.99	366.41	362.99	275.31	220.23
Southeast Avg.	358.49	364.36	359.34	274.79	217.38
Arizona	372.47	371.30	372.94	277.13	223.66
California	380.63	379.54	382.74	285.03	228.70
Idaho	387.82	388.71	380.32	282.37	230.60
Nevada	383.94	384.64	378.92	281.33	228.53
Oregon	383.62	386.63	379.84	281.44	229.84
Utah	383.12	384.29	377.33	280.89	228.56
Washington	386.42	387.11	379.45	281.84	230.22
Western Avg.	382.57	383.17	378.79	281.43	228.59
Overall Average	376.47	381.80	379.19	286.17	229.82
This Week +/-	-	-1.4%	-0.7%	31.6%	63.8%

Stocker Steers:

500 lb. - 600 lb. Steers	03/13/26	Last Week	1 Month Ago	1 Year Ago	5 Yr. Avg.
Dakotas	495.44	507.48	502.58	373.09	292.54
Iowa	478.69	488.77	491.03	364.95	284.68
Missouri	510.44	512.22	505.69	368.31	282.16
Montana	485.21	495.69	494.50	364.47	285.40
Nebraska	510.81	512.51	508.03	368.85	296.87
Wyoming	487.77	501.42	499.08	367.85	287.86
North Central Avg.	494.73	503.02	500.15	367.92	288.25
Arkansas	473.47	476.32	463.55	358.21	266.86
Colorado	490.12	492.03	488.56	364.55	283.49
Kansas	512.18	515.06	505.67	367.35	281.36
New Mexico	485.12	486.55	484.55	350.44	274.47
Oklahoma	508.17	520.39	510.22	370.03	281.53
Texas	489.36	491.38	485.36	362.02	274.03
South Central Avg.	493.07	496.96	489.65	362.10	276.96
Alabama	460.29	463.88	445.22	350.92	258.54
Florida	453.17	460.12	440.52	342.08	252.22
Georgia	469.55	472.39	451.28	349.88	257.37
Kentucky	460.23	463.58	436.27	339.25	256.57
Louisiana	459.13	462.81	442.37	345.90	255.31
Mississippi	460.38	463.74	444.03	347.62	256.49
Tennessee	459.79	463.55	435.31	340.14	255.56
Virginia	456.31	459.82	433.55	338.06	254.47
Southeast Avg.	459.86	463.74	441.07	344.23	255.81
Arizona	477.12	478.64	469.88	343.32	270.00
California	486.31	485.23	478.54	350.02	276.62
Idaho	479.79	481.79	471.84	347.85	276.15
Nevada	485.14	486.21	474.04	347.07	274.59
Oregon	477.93	478.11	467.97	346.55	274.93
Utah	485.24	486.24	473.31	346.53	274.06
Washington	478.69	480.49	468.72	347.05	275.39
Western Avg.	481.46	482.39	472.04	346.91	274.54
Overall Average	482.28	486.52	475.73	355.29	273.89
This Week +/-	-	-0.9%	1.4%	35.7%	76.1%

^ Contents

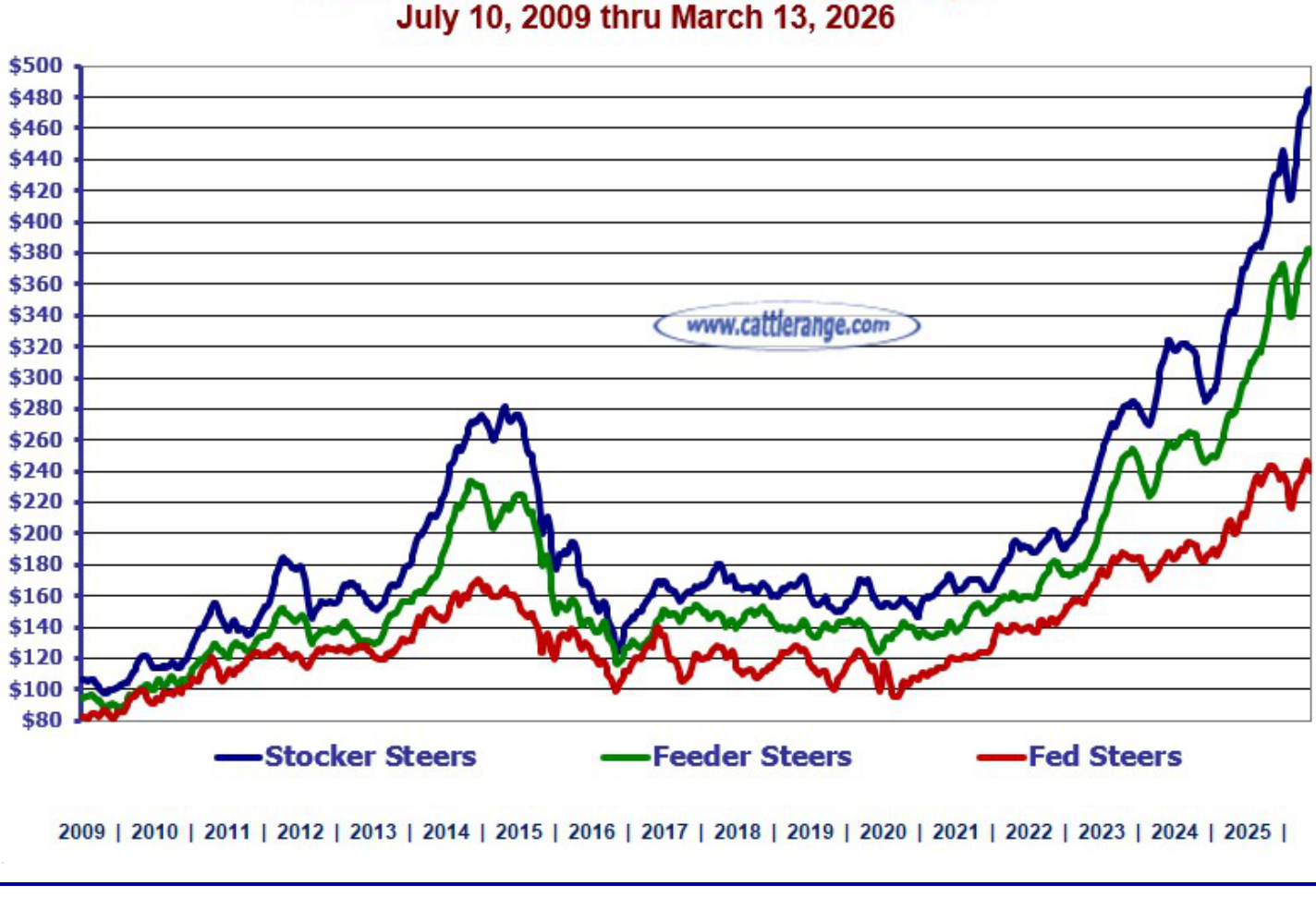

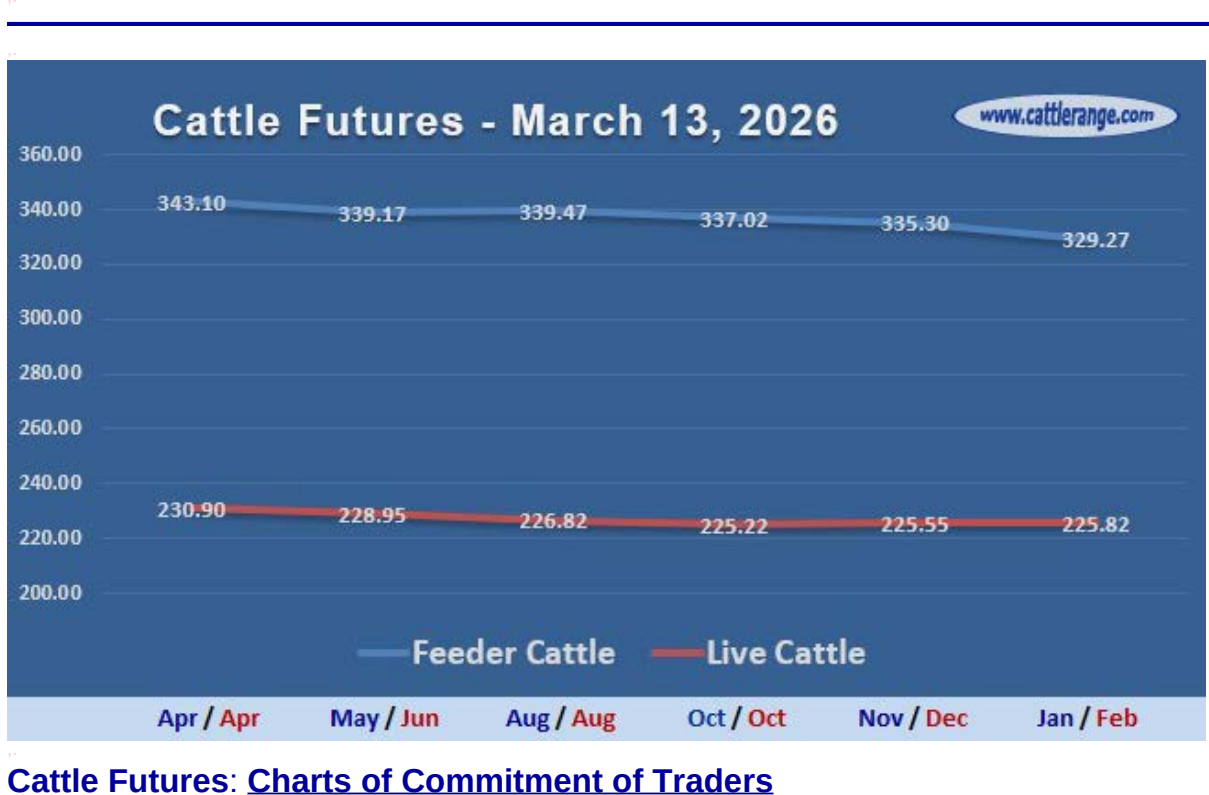

Cattle Futures: Charts of Commitment of Traders

^ Contents

Mexican Feeder Cattle Weekly Import Summary:

Due to the New World screwworm, the border is closed for livestock imports until further notice.

- The suspension will continue on a month-by-month basis.

^ Contents

Chart of the Week:

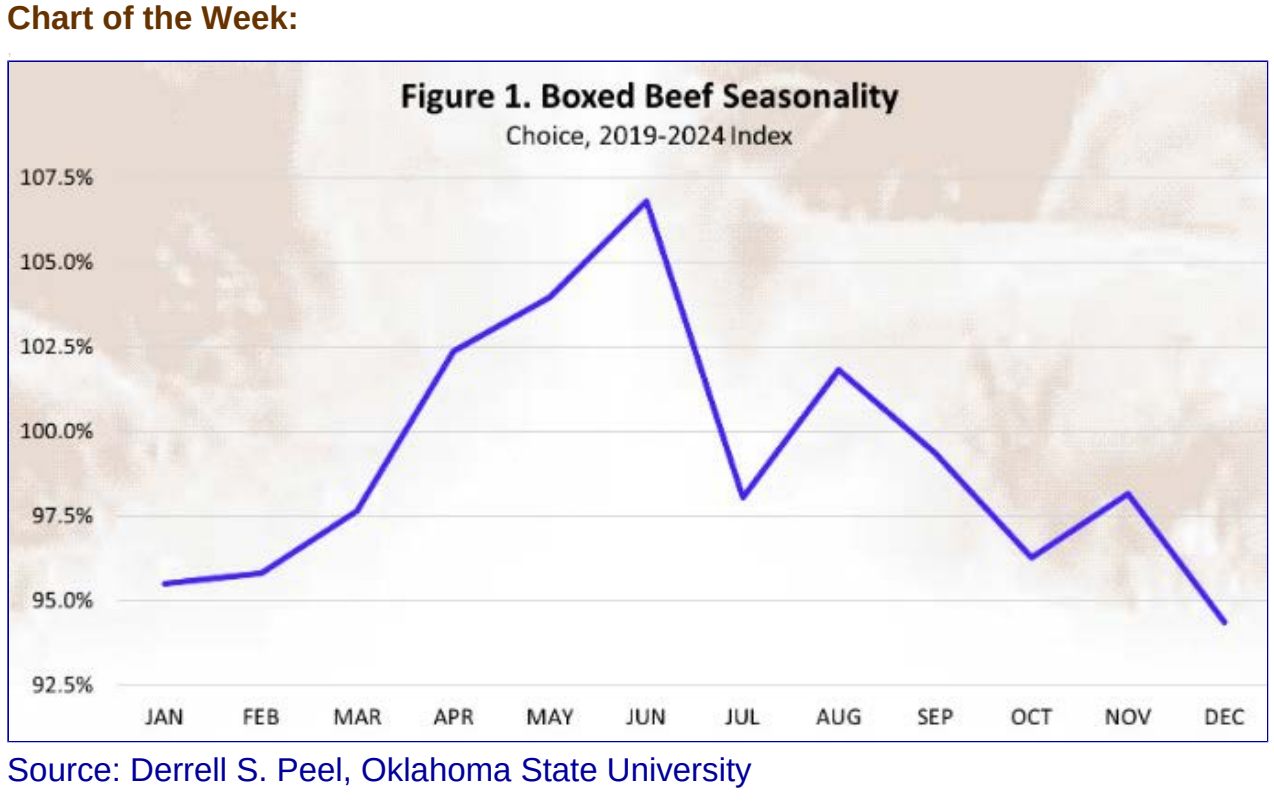

Source: Derrell S. Peel, Oklahoma State University

^ Contents

Photo of the Week:



- **Red Angus Rep. Heifers... Central TX**

Swift Trading Company
Commodity Futures & Options

^ Contents

"Shootin' the Bull" Weekly Analysis:

In my opinion, you would think there would be a chapter, if not a book, to write about this week's price action. There is not though because I believe that all markets are currently hinged to the oil market. The oil market is dominated by the current actions being taken by President Trump. No amount of release of the SPR's would do any good, as there is no increase in refining capacity. I believe this line of thinking caused Terry Duffy, CEO of the CME Group to make this statement: He stated that any attempt by the Trump administration to intervene in oil futures/derivatives markets to suppress or lower crude prices amid the ongoing U.S.-Israel war with Iran would erode investor confidence in free market pricing for critical commodities like oil. This could lead to a "biblical disaster," as markets "do not like it when governments intervene in pricing." This comment helps to add credibility to the thought that prices of all commodities are being impacted by the sharp movement in energy prices. If you manipulate one, you are manipulating them all.

Cattlemen have more on their plate than in a very long time. As the production cycle turns, even at a snail's pace, cattle today are at the top end of a historical price range and all futures contracts are discounted, if not severely in some contract months. Combined with sharply higher input costs, for which no way to anticipate a reversal of without Presidential actions reversing the course of current military operations, cattlemen and futures traders alike started selling this week. New lows from the middle of February highs, which happened to correlate to the Moore Research seasonality, leads me to continue to follow it with expectations of the decline terminating at the first of May with a downside target for May feeder cattle futures at $323.55. Bonds took off 5 points from the highs made two weeks ago, sending short- and long-term rates soaring. Energy closed the week at new closing highs and not far from last Sunday evening's contract high. If the air and sea campaign are nearing an end, and now with a Marine expeditionary group on the way, this current event has great potential to last longer than we may imagine.

The short side of this is that when or if there is a resolve, prices that have been impacted by the rise in oil price will be anticipated to reverse as well. Farmers were urged to lock in new crop beans with an $11.50 put option this week that at times would have floored portions of this year's sales at or just under $11.00. For the near $.50 premium, it frees soybean farmers up to either use the floor for future transactions, or can see how high beans go before booking them with a $.50 haircut from the options preium. Corn is different because gasoline is not participating to the extent diesel fuel is. As military operations have depleted diesel fuel supplies, at the same time farmers are expected to plant 180 million acres plus of corn and beans; the fuel situation is about to get really interesting.

Christopher B. Swift is a commodity broker and consultant with Swift Trading Company in Nashville, TN. Mr. Swift authors the daily commentaries "mid day cattle comment" and "Shootin' the Bull" commentary found on his website @ **www.shootinthebull.com**

An investment in futures contracts is speculative, involves a high degree of risk and is suitable only for persons who can assume the risk of loss in excess of their margin deposits. You should carefully consider whether futures trading is appropriate for you in light of your investment experience, trading objectives, financial resources and other relevant circumstances. PAST PERFORMANCE IS NOT NECESSARILY INDICATIVE OF FUTURE RESULTS.

^ Contents

Fed Cattle:

USDA reported on Friday afternoon that negotiated cash trade has been limited on moderate to good demand in Kansas. There have been a few live purchases from 233.00-235.00, but not enough for an adequate market test. The last established market test in Kansas was Wednesday at 235.00. Negotiated cash trade has been mostly inactive on light demand in all other major feeing regions. The last established market test in the Texas Panhandle was last week with live purchases at mostly 240.00. The last established market test in Nebraska was Wednesday with live purchases at mostly 235.00 and dressed purchases at mostly 372.00. The last established market test in the Western Cornbelt was Wednesday with live purchases from 233.00-235.00, mostly 235.00, and dressed purchases at 372.00.

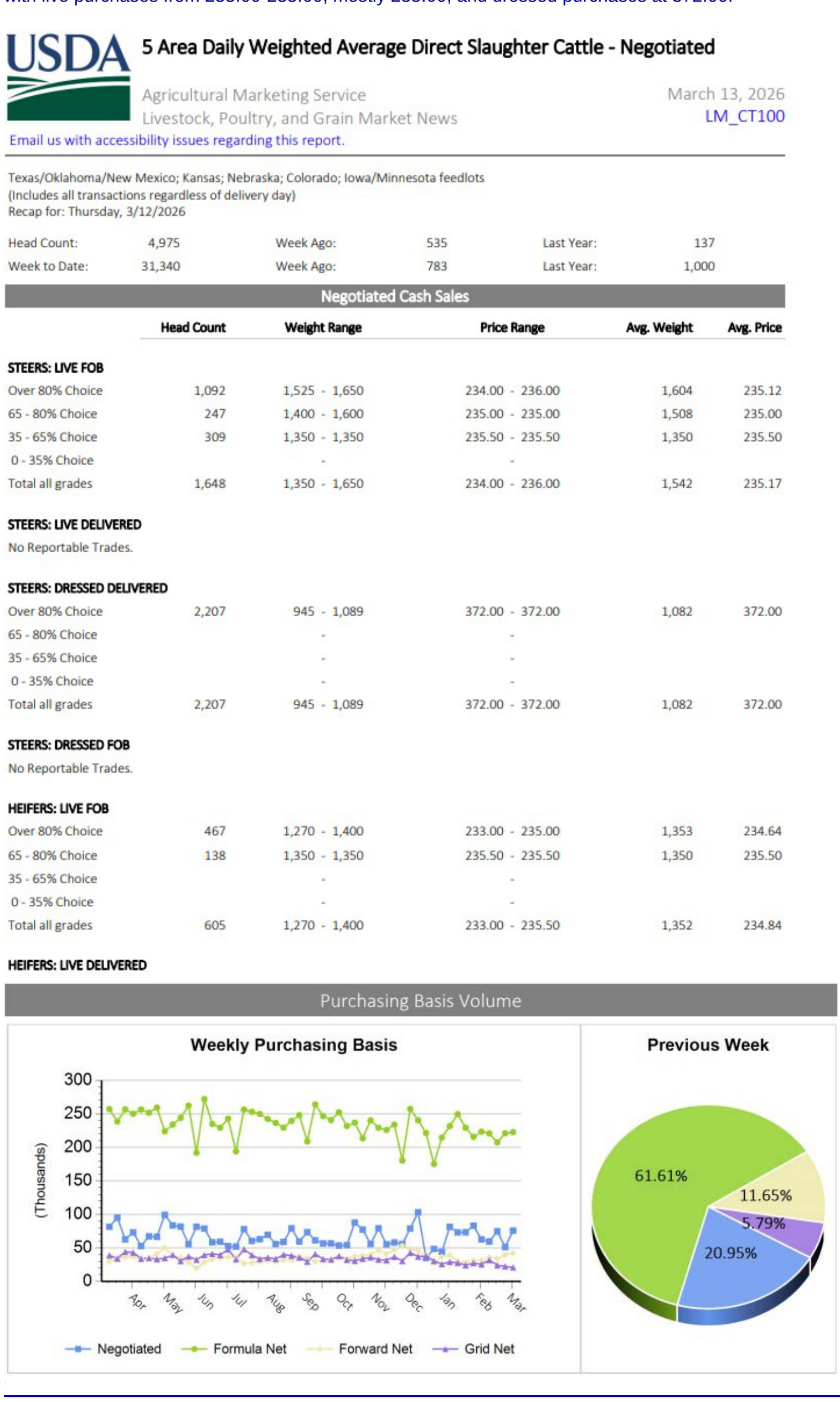

USDA 5 Area Daily Weighted Average Direct Slaughter Cattle - Negotiated

Agricultural Marketing Service
Livestock, Poultry, and Grain Market News
March 13, 2026
LM_CT100
Email us with accessibility issues regarding this report.

Texas/Oklahoma/New Mexico; Kansas; Nebraska; Colorado; Iowa/Minnesota feedlots
(Includes all transactions regardless of delivery day)
Recap for: Thursday, 3/12/2026

Head Count:	4,975	Week Ago:	535	Last Year:	137
Week to Date:	31,340	Week Ago:	783	Last Year:	1,000

Negotiated Cash Sales

	Head Count	Weight Range	Price Range	Avg. Weight	Avg. Price
STEERS: LIVE FOB					
Over 80% Choice	1,092	1,525 - 1,650	234.00 - 236.00	1,604	235.12
65 - 80% Choice	247	1,400 - 1,600	235.00 - 235.00	1,508	235.00
35 - 65% Choice	309	1,350 - 1,350	235.50 - 235.50	1,350	235.50
0 - 35% Choice		-	-		
Total all grades	1,648	1,350 - 1,650	234.00 - 236.00	1,542	235.17
STEERS: LIVE DELIVERED					
No Reportable Trades.					
STEERS: DRESSED DELIVERED					
Over 80% Choice	2,207	945 - 1,089	372.00 - 372.00	1,082	372.00
65 - 80% Choice		-	-		
35 - 65% Choice		-	-		
0 - 35% Choice		-	-		
Total all grades	2,207	945 - 1,089	372.00 - 372.00	1,082	372.00
STEERS: DRESSED FOB					
No Reportable Trades.					
HEIFERS: LIVE FOB					
Over 80% Choice	467	1,270 - 1,400	233.00 - 235.00	1,353	234.64
65 - 80% Choice	138	1,350 - 1,350	235.50 - 235.50	1,350	235.50
35 - 65% Choice		-	-		
0 - 35% Choice		-	-		
Total all grades	605	1,270 - 1,400	233.00 - 235.50	1,352	234.84
HEIFERS: LIVE DELIVERED					

^ Contents

This week's Feedyard Closeouts...

Closeout projections are for cattle placed on feed by a cattle owner at a commercial feedyard and not for cattle owned by a vertically integrated company such as a beef processing company or a feedyard feeding cattle at cost. Cattle cost, cost of gain, and selling price will vary on a regional basis. Cost includes $15 per head for freight to feedyard.

Typical closeout for un-hedged steers sold this week:

- Placed On Feed 190 days ago = September 4, 2025
- Projected P/(L) based on the futures when placed on feed: **($214.31)**

***Cost** of 800 lb. steer @ $360.53 per cwt. + $15 freight:	$2,899.24
Feed Cost for 700 lbs. @ $1.13 per lb.	$791.00
Interest on cattle cost for 190 days:	$124.51
Interest on feed cost:	$16.98
Total Cost & Expense:	**$3,831.73**
****Sale proceeds:** 1,500 lb. steer @ **$235.00** per cwt:	**$3,525.00**
This week's Profit/(Loss) per head:	**($306.73)**
Profit/(Loss) per head for previous week:	($270.95)
Change from previous week:	-$35.78
Sale price necessary to breakeven:	**$255.45**

**CME Feeder Cattle Index* ***USDA Market News*

Projected closeout for steers placed on feed this week:

- Projected Sale Date @ 190 days on feed = September 19, 2026

***Cost** of 800 lb. steer @ $358.35 per cwt. + $15 freight:	$2,881.80
Feed Cost for 700 lbs. @ $1.18 per lb.	$826.00
Interest on cattle cost for 190 days:	$116.26
Interest on feed cost:	$16.66
Total Cost & Expense:	**$3,840.72**
****Sale proceeds:** 1,500 lb. steer @ **$225.23** per cwt:	**$3,378.45**
This week's Profit/(Loss) per head:	**($462.27)**
Profit/(Loss) per head for previous week:	($505.95)
Change from previous week:	+$43.68
Sale price necessary to breakeven:	**$256.05**

**CME Feeder Cattle Index* ***October Live Cattle Futures Contract*

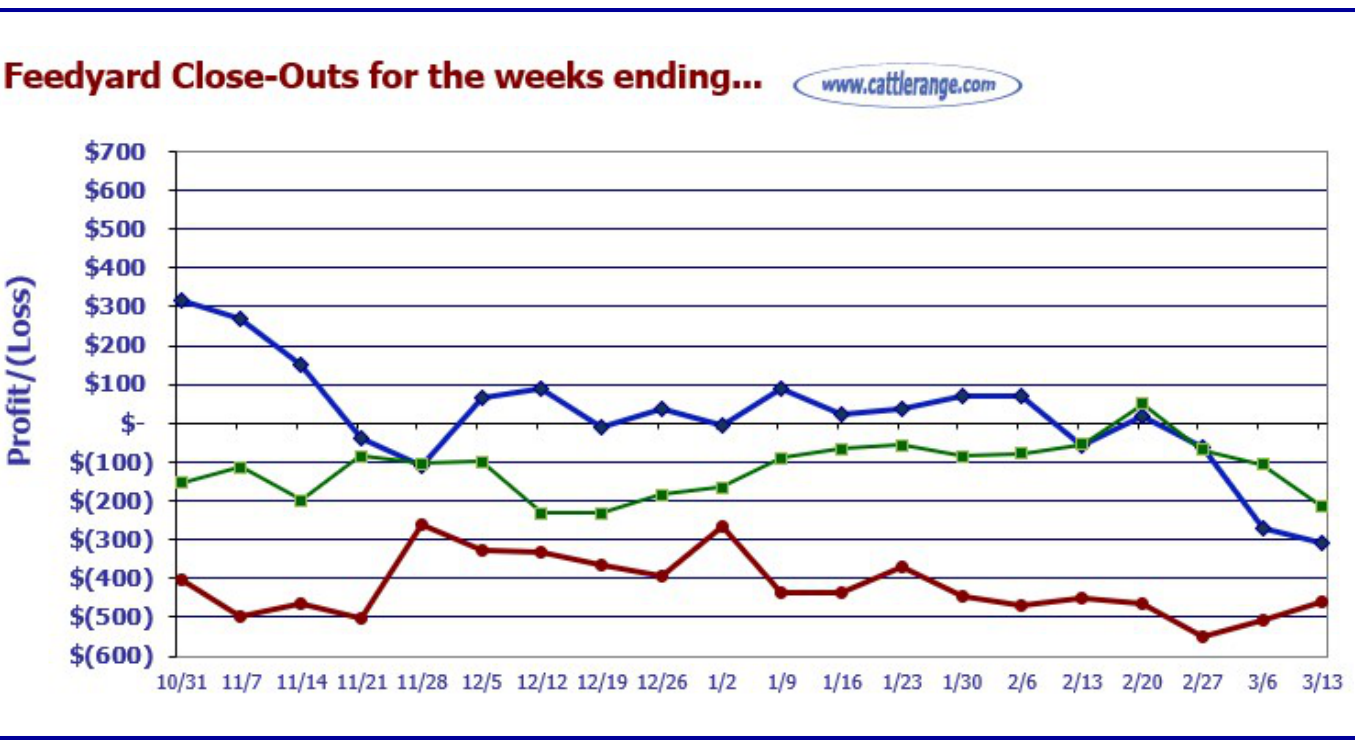

Closeout for un-hedged steers placed on-feed 190 days ago & sold this week:	**($306.73)**
Projection based on the futures when placed on-feed 190 days ago:	**($214.31)**
Projection based on the futures for steers placed on-feed this week:	**($462.27)**

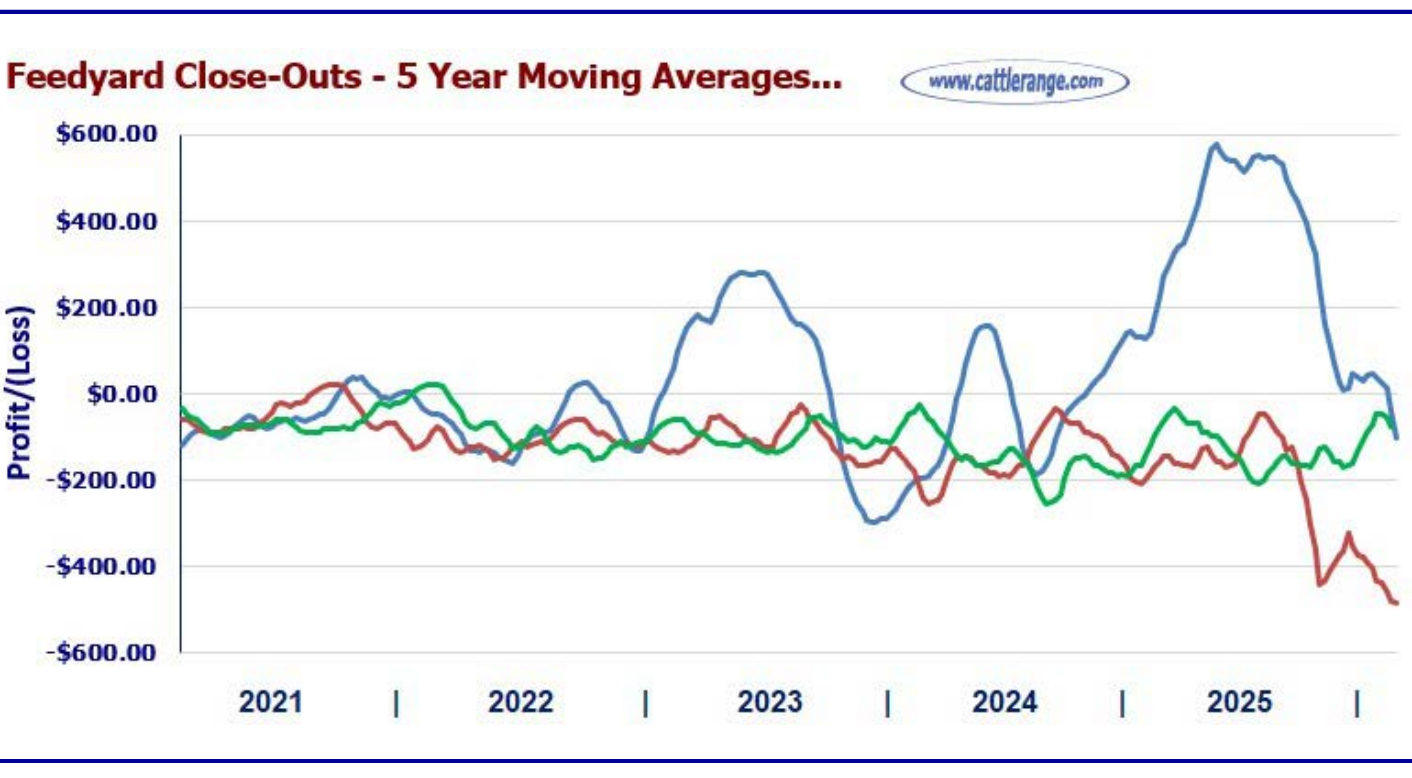

^ Contents

Feeder Steers/Corn Correlation: 5 Year Moving Average
Per cwt. price for feeder & slaughter steers compared to the cost of 25 bushels of corn.

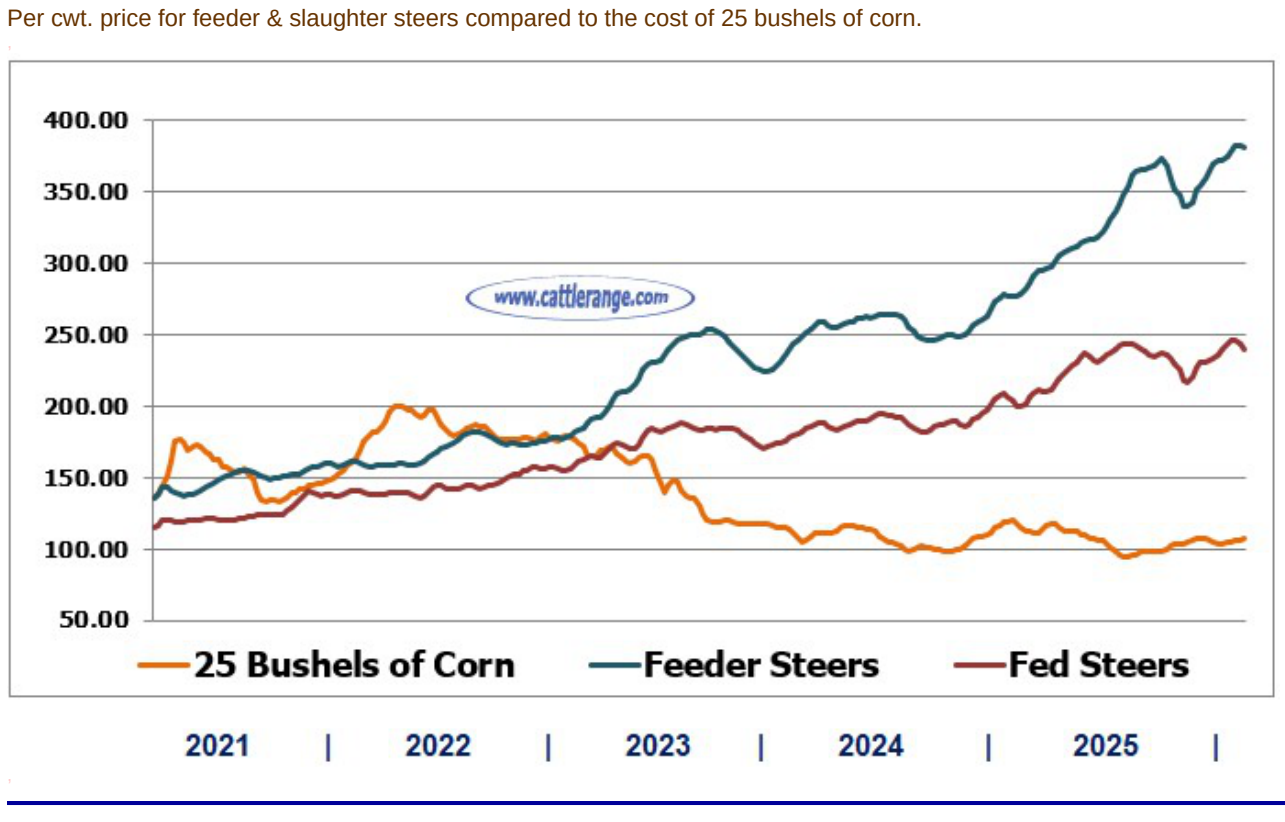

^ Contents

Federally Inspected Slaughter Cattle by Class:
Released by USDA Market News Service for last week.

	Head	% of Total
Steers	259,945	49.2%
Heifers	164,943	31.2%
Dairy Cows	57,938	11.0%
Other Cows	39,339	7.4%
Bulls	6,477	1.2%
Total	**528,642**	

Livestock Slaughter under Federal Inspection:

Livestock & Poultry Slaughter
Current Day Slaughter

Fri Mar 13, 2026		Week Ago	Year Ago	WTD	Prev Week WTD	Last Year WTD	2026 YTD	2025 YTD	YTD % Change
Calves	1,000	1,000	563	5,000	5,000	2,519	25,542	28,662	-10.9%
Cattle	86,000	88,000	98,113	508,000	521,000	582,051	5,490,893	6,110,013	-10.1%
Hogs	490,000	461,000	473,325	2,458,000	2,405,000	2,418,944	26,105,102	26,458,250	-1.3%
Sheep	5,000	5,000	4,599	39,000	37,000	39,150	384,802	377,210	2.0%
Chicken (Young)	34,955,000	32,618,000	30,507,000	175,522,000	173,832,000	169,612,000	1,853,084,000	1,894,143,000	-2.2%

Sat Mar 14, 2026		Week Ago	Year Ago	WTD	Prev Week WTD	Last Year WTD	2026 YTD	2025 YTD	YTD % Change
Calves	0	0	0	5,000	5,000	2,519	25,542	28,662	-10.9%
Cattle	17,000	0	4,229	525,000	521,000	586,280	5,507,893	6,114,242	-9.9%
Hogs	74,000	83,000	82,056	2,532,000	2,488,000	2,501,000	26,179,102	26,540,306	-1.4%
Sheep	0	0	11	39,000	37,000	39,161	384,802	377,221	2.0%
Chicken (Young)	557,000	1,026,000	1,412,000	176,079,000	174,858,000	171,024,000	1,853,641,000	1,895,555,000	-2.2%

Alberta Fed Cattle Prices: Alberta Beef Producers - Calgary AB

Alberta direct cattle sales this week have seen light trade develop with dressed sales ranging from $525.00-538.00/cwt delivered, (mostly $538.00/cwt delivered) steady with last week. All the cattle that traded were scheduled for delivery during the second half of March. Lift times have tightened and carcass weights could start to drift lower. Fed cattle from Manitoba are coming west in Alberta for slaughter versus going East. It is impressive to highlight this week Alberta fed prices were the highest in North America.

Canadian Prices expressed in Canadian Dollars

^ Contents

Boxed Beef Cutouts:

USDA Estimated Boxed Beef Cut-out Values as 3/13/26
Based on negotiated prices and volume of boxed beef cuts delivered within 0-21 days and on average industry cutting yields.
Values reflect U.S. dollars per 100 pounds.

	Choice 600-900	Select 600-900
Current Cutout Values:	397.92	391.54
Change from prior day:	0.83	0.72
Choice/Select spread:	6.38	
Total Load Count (Cuts, Trimmings, Grinds):	53	

Composite Primal Values

Primal Rib	553.90	535.65
Primal Chuck	339.34	340.81
Primal Round	354.11	360.80
Primal Loin	521.52	493.17
Primal Brisket	329.19	327.98
Primal Short Plate	298.05	298.05
Primal Flank	205.83	201.59

Load Count And Cutout Value Summary For Prior 5 Days

Date	Choice	Select	Trim	Grinds	Total	Choice 600-900	Select 600-900
03/12	87	8	11	8	114	397.09	390.82
03/11	67	5	8	7	87	396.70	389.25
03/10	72	8	4	9	94	394.67	386.77
03/09	26	5	6	10	48	391.29	383.62
03/06	44	5	7	9	65	387.22	378.95
Current 5 Day Simple Average:						393.40	385.88

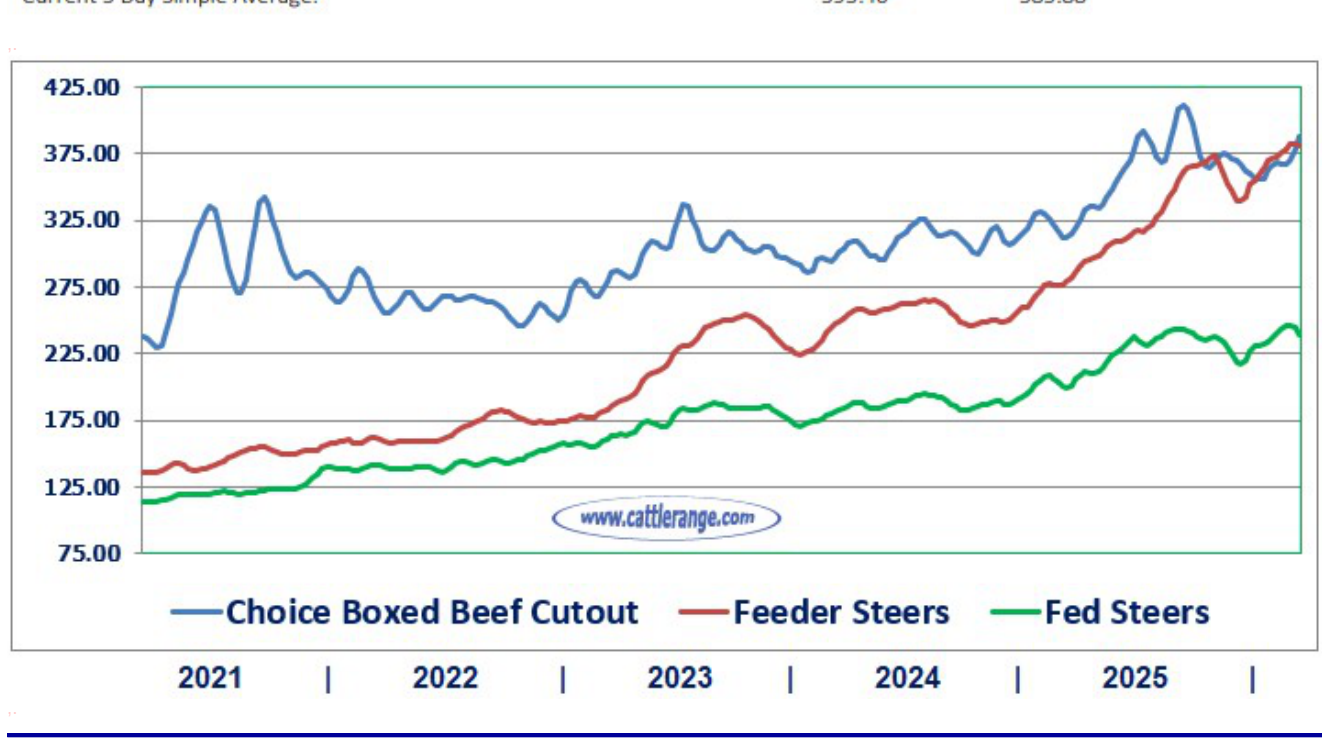

USDA National Steer & Heifer Estimated Grading Percent Report:
Released by USDA Market News Service for last week.

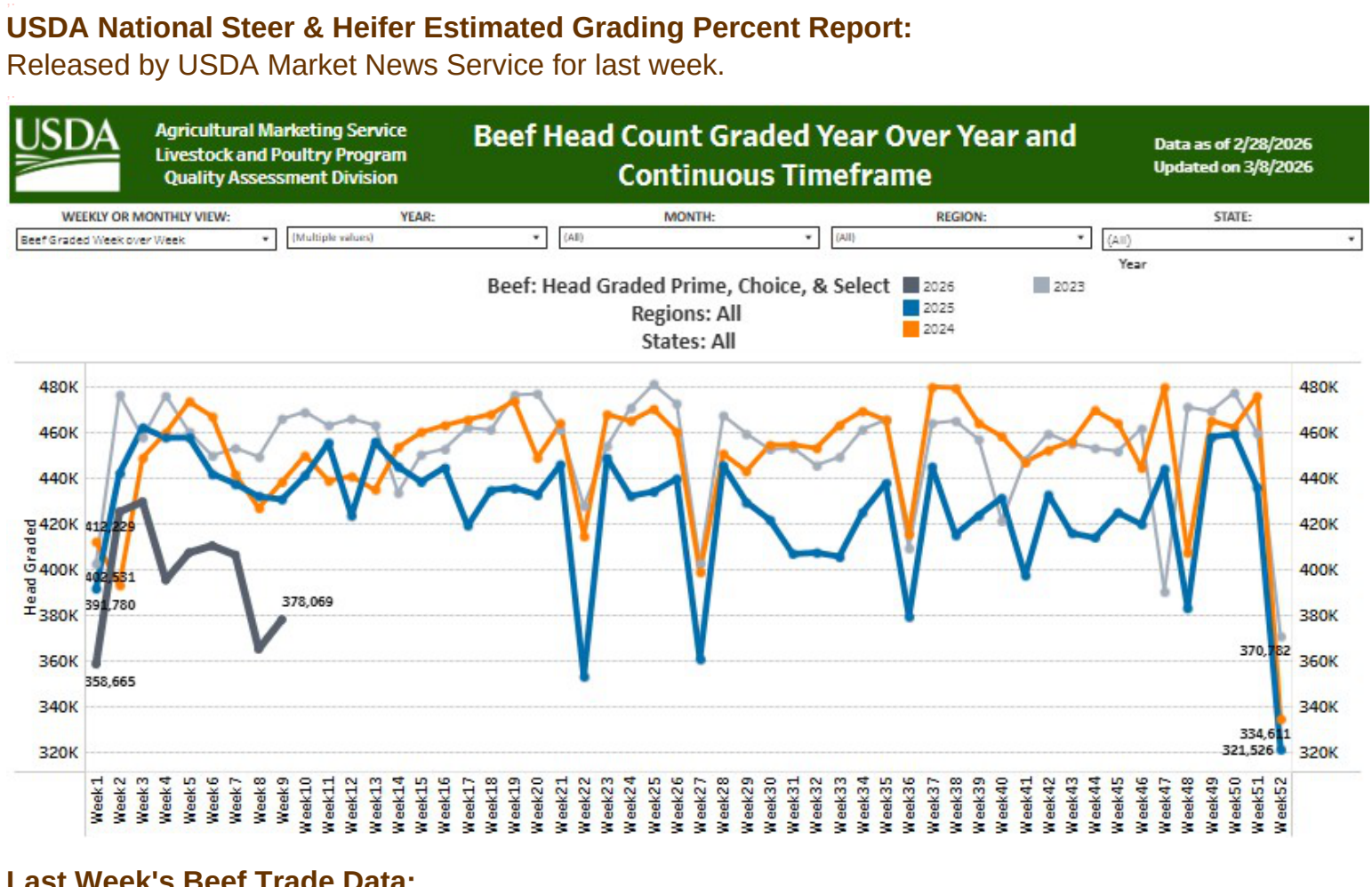

Last Week's Beef Trade Data:

- **Net sales** of 25,400 MT for 2026--a marketing-year high--were up noticeably from the previous week and up 87 percent from the prior 4-week average.
- **Exports** of 11,400 MT were down 23 percent from the previous week and 14 percent from the prior 4-week average.

^ Contents

USDA National Retail Beef Report:
National Summary of Advertised Prices for Beef at Major Retail Supermarket Outlets

This week in beef retail, the Feature Rate decreased by 2.0 percent and the Activity Rate increased by 8.5 percent. Compared to last week, items from the chuck, rib, round, sirloin, and variety meat sections showed a decrease in ad space while items from the loin, other/misc., and ground sections showed an increase. Approaching St. Patrick's Day, brisket section items showed the largest increase in this week with corned beef brisket flats and points being the largest contributing factors. Corned beef brisket flats averaged $5.59 per pound this week compared to $4.82 per pound in 2025. Corned beef brisket points averaged $4.05 per pound this week compared to $3.59 per pound in 2025. Beef deli meat also made a notable increase this week with deli corned beef being the largest contributing factor, averaging $12.54 per pound, compared to $11.55 per pound in 2025.

Corned beef briskets shared front page features with cabbage, carrots, and potatoes for complete St. Patrick's day meals this week. 5.23% of the sampled stores offered a some kind of prepared St. Patrick's day meal featuring beef. Most commonly, the meal included corned beef, cabbage, carrots, and potatoes and served one. Individual meals ranged from 6.99-17.99 each, averaging 10.70. Deli sections featured corned beef deli meat and Reuben sandwiches prominently this week.

Metric	Current Week (CW)	Previous Week (PW)	Previous Year (PY)
Total Outlets	25,521	25,521	24,824
Activity Index	118,358	109,017	108,066
Feature Rate (%)	85.2%	87.2%	85.1%

Explanatory Notes:

Activity Index: A measure of the absolute frequency of feature activity equal to the total number of stores for each advertised item, e.g., a retailer with 100 outlets featuring 3 items has an activity index of 300.

Feature Rate: The amount of sampled stores advertising any reported item during the current week, expressed as a 'percentage of the total sample.

^ Contents

Est. Weekly Meat Production Under Federal Inspection:

Total red meat production under Federal inspection for the week ending Saturday, March 14th was estimated at 1025.4 million lbs. according to the USDA Marketing Service. This was 1.4 percent higher than a week ago and 2.7 percent lower than a year ago. Cumulative meat production for the year to date was 4 percent lower compared to the previous year.

Drought Conditions & Weather Outlook:

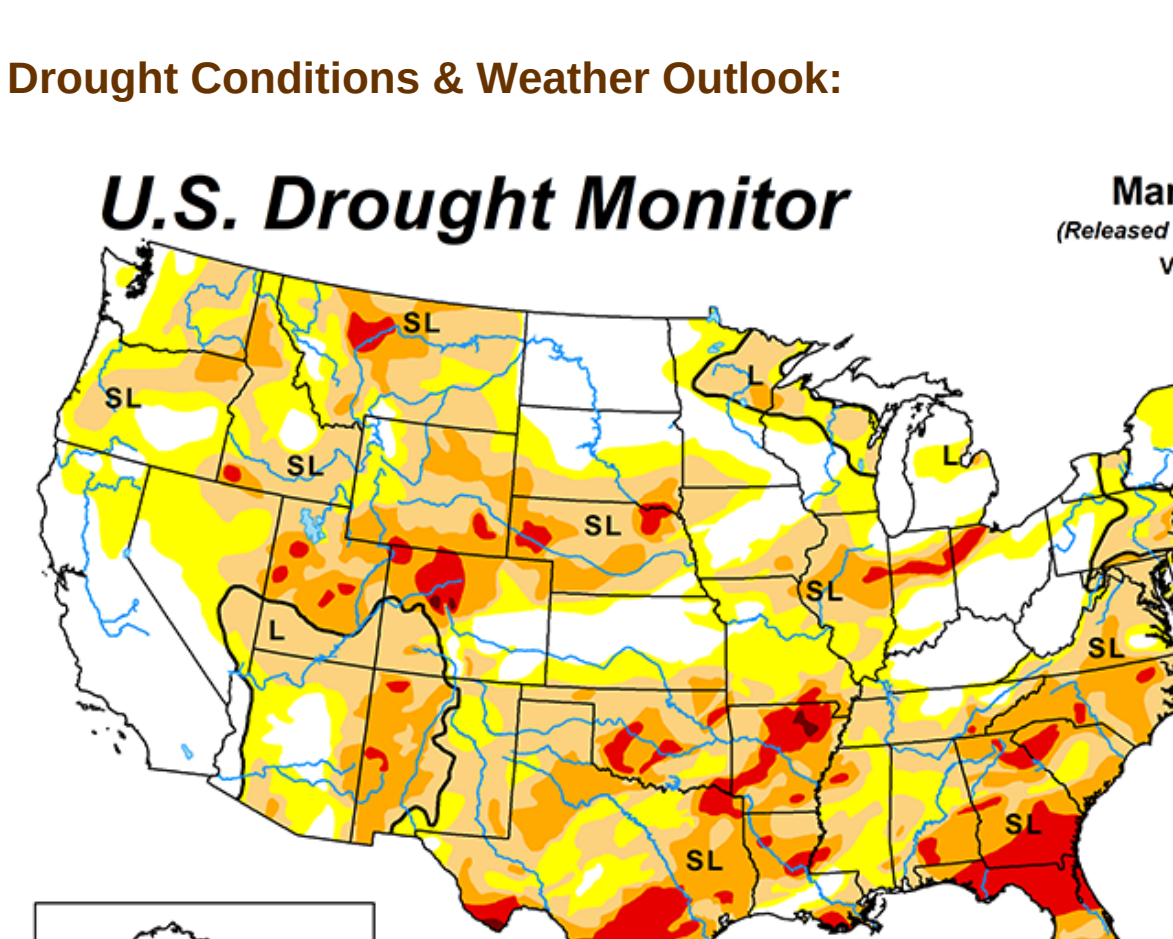

Click Here to view a Slide Show of Drought Monitor maps for the last 12 weeks

45.18%	144.0 Million	46
of the U.S. and 53.97% of the lower 48 states are in drought this week.	people in the U.S. and 143.8 Million in the lower 48 states are affected by drought this week.	U.S. states are experiencing Moderate Drought (D1) or worse this week.
1.7% since last week	4.4% since last week	No change since last week
15.4% since last month	0.9% since last month	1 state since last month

Canadian 90-Day Percent of Average Precipitation:

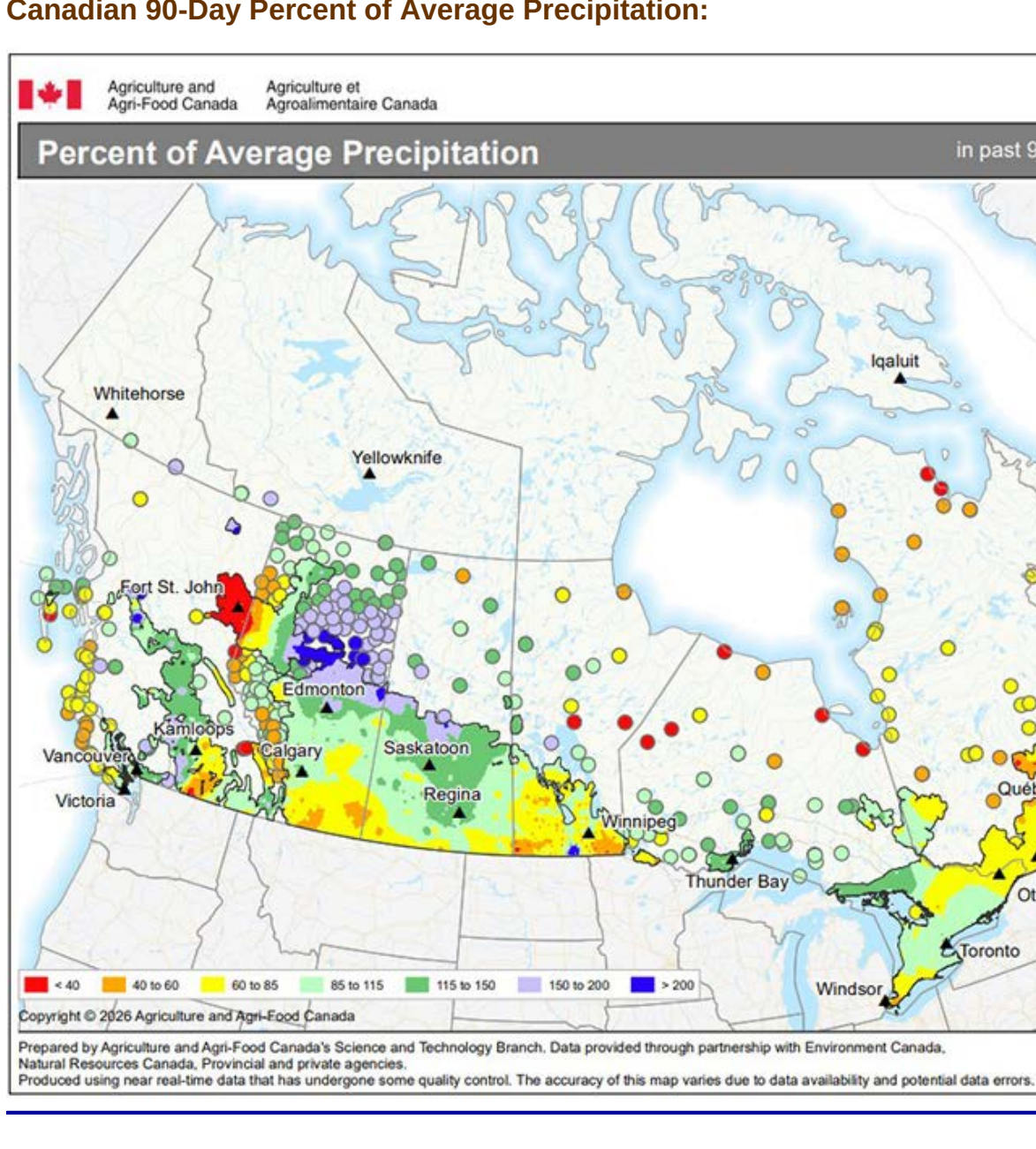

Looking ahead...

In the wake of a cold front, sharply colder temperatures are forecast to overspread the eastern U.S. on March 12. A second and even stronger cold front is expected to progress east from the Great Plains to the East Coast by March 16. Following this strong March cold front, subfreezing temperatures are forecast to extend as far south as Oklahoma and the Texas Panhandle. According to the Weather Prediction Center, 5-day precipitation amounts from March 12-16 are forecast to exceed 1 inch, liquid equivalent, across the Great Lakes and New England. Much needed rainfall is also anticipated for drought-stricken Florida. Elsewhere, drier weather is forecast for the Ohio Valley, Middle to Lower Mississippi Valley, and Great Plains. During mid-March, dry weather will be accompanied by an increasing chance of record heat across California, the Great Basin, and Southwest. A powerful Kona low will bring heavy to excessive rainfall to Hawaii through at least March 14.

The NWS 6-10 day outlook (valid March 17-21) leans toward below-normal temperatures for the East, while above-normal temperatures are likely from the West Coast to the Great Plains. Above-normal temperature probabilities exceed 90 percent across most of California, the Great Basin, and Southwest. In contrast to the warmer–than-normal temperatures over the West, Alaska is likely to be colder-than-normal. A majority of the lower 48 states are favored to have below-normal precipitation from March 17-21 with the largest below-normal precipitation probabilities (greater than 50 percent) forecast across the Central to Southern Great Plains, Southwest, and much of California. The wet pattern is forecast to persist for Hawaii with enhanced above-normal precipitation probabilities.

Precipitation & Temperature Outlooks:

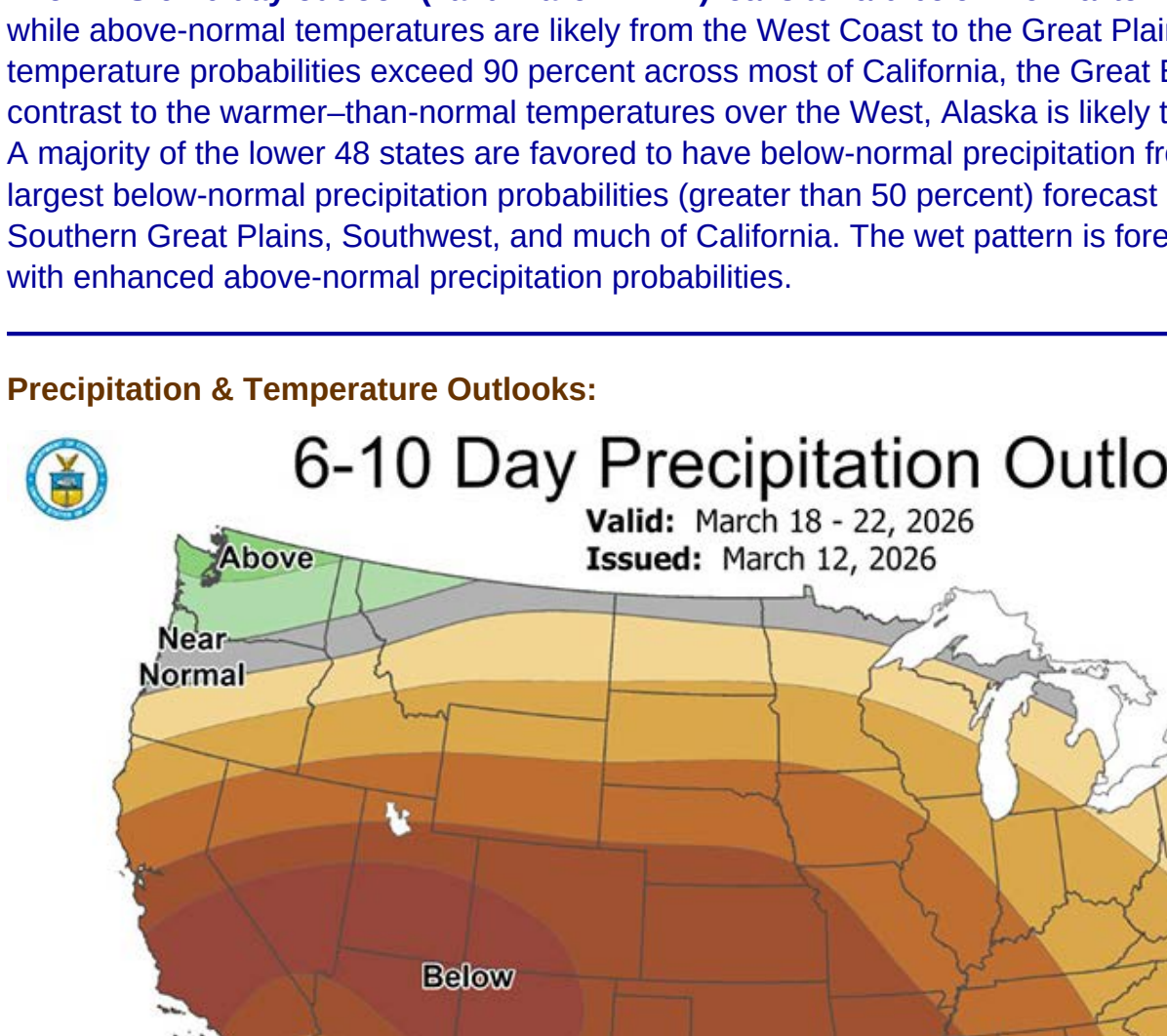

^ Contents

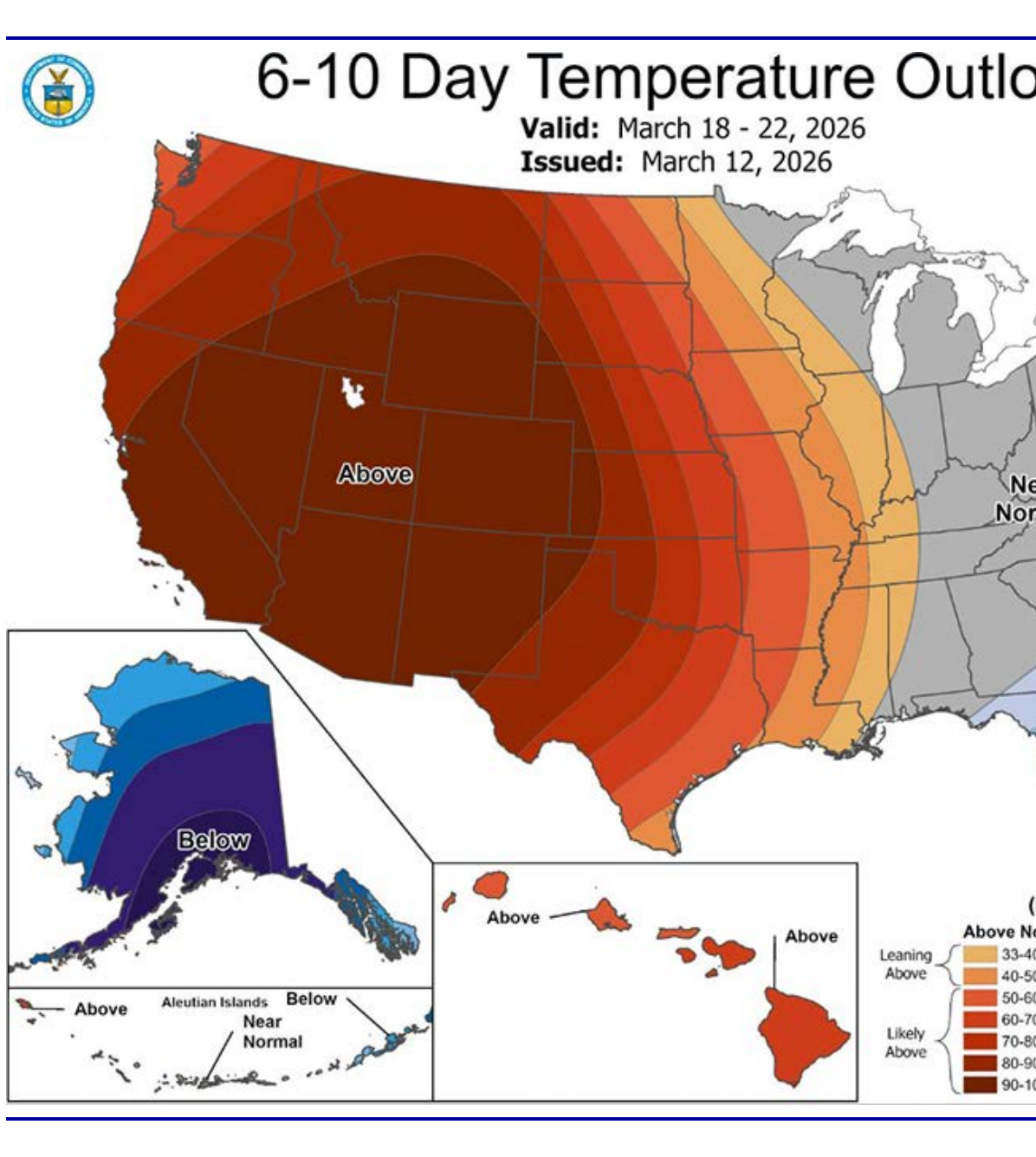

^ Contents

Weekly Grain Market Review:

Grain Prices	03/13/26	Last Week	1 Month Ago	1 Year Ago	5 Yr. Avg.
Omaha Corn	4.36	4.28	4.22	4.49	5.50
Kansas City Wheat	5.32	5.28	5.28	5.32	6.67
May Corn Futures	4.6725	4.6050	4.3175	4.5875	5.3677
May Wheat Futures	6.1375	6.1675	5.4875	5.5700	6.7079

Last Week's Corn Trade Data:

- **Net sales** of 1,503,300 MT for 2025/2026 were down 26 percent from the previous week and 4 percent from the prior 4-week average.
- **Exports** of 1,684,800 MT were down 1 percent from the previous week and from the prior 4-week average.

^ Contents

Regional Auction Reports... Click Link to view entire report

Last Friday & Saturday Auctions:

Burwell Livestock Auction Market - Burwell NE
This Week: 1,670
Last Reported: 1,790
Last Year: 2,850
A limited number of comparable offerings for steer and heifers a trend will not be given today. Demand was good with several buyers and active internet bidding.

Ft. Pierre Livestock Auction - Ft. Pierre SD
This Week: 4,628
Last Reported: 7,298
Last Year: 4,768
Compared to last week: steers from 600 lbs to 649 lbs were steady to 2.00 higher, steers from 650 lbs to 849 lbs were generally 10.00 to 15.00 lower, steers from 850 lbs to 899 lbs were steady to 2.00 lower; heifers from 550 lbs to 749 lbs were mostly steady to 4.00 lower, heifers from 750 lbs to 799 lbs were 10.00 to 15.00 lower. No other comparisons available.

Lexington Livestock Market - Lexington, NE
This Week: 1,279
Last Reported: 3,255
Last Year: 2,752
Compared to last week steers 500-800 lbs sold steady to 20.00 lower and heifers under 700 lbs sold steady to 5.00 higher. Demand was moderate to good from the buyers in the crowd with internet bidding and buying noticed.

Torrington Livestock Commission - Torrington WY
This Week: 1,306
Last Reported: 454
Last Year: 935
Compared to last week; slaughter and feeder cows traded 1.00 4.00 higher. Slaughter bulls traded 6.00 higher. A nice run of bred cows and bred heifers also with some load load lots but mainly package trade. Moderate bidding throughout the bred cows but much needed moisture in the area throughout the day.

Cattleman's Livestock Auction - Belen NM
This Week: 633
Last Reported: 513
Last Year: 588
Compared to last week: Steer and heifer calves were steady with limited comparisons. Feeder steers and heifers sold 22.00-28.00 higher, Slaughter cows and bulls sold 3.00-6.00 higher. Trade and demand good..

Santa Teresa Livestock Auction (Imported Mexican Cattle) - Santa Teresa NM
Due to the New World screwworm, the border has been closed for livestock imports until further notice. The suspension will continue on a month-by-month basis

Eastern MO Commission Company - Bowling Green, MO
This Week: 335
Last Reported: 1,851
Last Year: 578
Friday's auction had very light receipts of feeders ahead of next Friday's Feeder Special which will include the Border Wars Auctioneering Contest, expecting a good run of feeder cattle. Slaughter cows sold steady.

Smith County Commission - Carthage TN
This Week: 760
Last Reported: 570
Last Year: 848
Compared to last week Feeder Steers/Heifers mostly steady; Feeder Bulls8.00 to 10.00 higher; Slaughter Cows/Bulls 2.00 to 4.00 lower.

Carolina Stockyards – Livestock Auction – Siler City, NC
This Week: 993
Last Reported: 698
Last Year: 1,060
Slaughter cattle were 2.00 lower this week compared to last week. Feeder cattle were steady to 1.00 to 2.00 lower this week compared to last week . Demand was moderate ; market activity and buyer interest were moderate. Offerings moderate with quality average.

Monday Auctions:

Sioux Falls Regional Livestock Report - Worthing SD
This Week: 1,407
Last Reported: 3,322
Last Year: 2,499
Compared to last week: Feeder steers and heifers 10.00 to 20.00 lower. Moderate to good demand for this lighter offering of high quality, light to moderate plus fleshed steers and heifers.

Tri-State Livestock Auction Market - McCook NE
This Week:
Last Reported:
Last Year:
Tri-State Livestock has discontinued their market reporting for the time being.

Oklahoma National Stockyards Feeder Cattle - Oklahoma City OK
This Week: 4,303
Last Reported: 5,946
Last Year: 5,084
Compared to last week: Feeder steers and heifers 10.00-20.00 lower. Steer and heifer calves lightly tested. Better quality type calves sold near steady, while plainer types were up to 20.00 lower. Demand light to moderate for feeder cattle as cattle futures continue to trade well into the red. Demand for calves, as well as cattle suitable for grass was moderate to good. Quality not as attractive as last week and plain to average.

Tulsa Livestock Auction - Tulsa, OK
This Week: 1,260
Last Reported: 2,480
Last Year: 2,003
Compared to last week: Steers were 14.00 to 16.00 lower, except for 500 lbs. to 590 lbs. steers were 11.00 higher with a few aggressive buyers, and a lighter test on steers over 600 lbs. Heifers were Steady to 2.00 higher with a good quality and high demand. Slaughter cows were steady to 2.00 lower and slaughter bulls were steady.

Roswell Livestock Auction - Roswell NM
This Week: 1,198
Last Reported: 1,076
Last Year: 1,201
Compared to last weeks sale; Feeder steers and heifers were 5.00-20.00 lower except for 700-750 lbs steers holding steady - 2.00 higher and heifer calves 450-500 lbs being steady. Trade was moderately lower on smaller numbers. Slaughter cows sold 5.00-10.00 higher and slaughter bulls were steady-3.00 higher.

Joplin Reg. Stockyards Feeder Cattle - Carthage MO
This Week: 6,341
Last Reported: 9,980
Last Year: 9,762
Compared to last week feeder steers sold 2.00-8.00 lower with the exception of 4 weight steers which sold 10.00-15.00 higher. Feeder heifers sold steady to 8.00 higher. Supply was moderate with good demand.

Callaway Livestock Center - Kingdom City MO
This Week: 1,593
Last Reported: 1,310
Last Year: 2,522
Compared to last week, steer and heifer calves under 600 lbs and feeder steers over 600 lbs were all lightly tested on limited comparisons with last week but sold with a lower undertone, as weights of the pot loads and bigger groups of steers over 600 lbs didn't match up well with last week, a pot load of heifers weighing 635 lbs sold 10.00 lower than last weeks pot load of similar weight with over 650 lbs not well tested. Demand was moderate to good on a light to moderate supply.

Mid-South Livestock - Unionville TN
This Week: 537
Last Reported: 933
Last Year: 933
Compared to last week, Feeder Steers/Bulls 10.00-25.00 lower with instances of 30.00 lower; Feeder Heifers 5.00-15.00 lower with instances of 25.00 lower; Slaughter Cows steady to 2.00 higher; Slaughter Bulls 3.00 higher.

Saluda Livestock Exchange - Saluda, SC
This Week: 758
Last Reported: 580
Last Year: 582
Compared to last week, all classes of feeder cattle sharply lower based on limited comparable sales, slaughter cows 3.00 higher, slaughter bulls 3.00 lower. Moderate offering of plain to average quality cattle with active buyer participation.

United Producers Inc. - Harned KY
This Week: 630
Last Reported: 1,316
Last Year: 857
Compared to last week: Feeder steers sold steady to 3.00 lower. Feeder heifers sold 3.00 to 5.00 lower. Unweaned and Plain quality feeders sold 5.00 to 8.00 lower. Slaughter cows and bulls sold steady.

Tuesday Auctions:

Miles City Livestock Commission Auction - Miles City, MT
This Week: 678
Last Reported: 722
Last Year: 708
Compared to last week (3-03-26): All feeder cattle were to lightly tested to develop any market trend. Feeder cattle were mostly offered in small packages or as singles this week. Quality was mostly average this week. Buyers struggled to build loads which hindered demand. Market activity was moderate to active despite light offerings. Weigh up cows sold on good demand for light offerings.

Winter Livestock Auction - Riverton, WY
This Week: 358
Last Reported: 1,065
Last Year: 658
Compared to last Tuesday sale on a short day, slaughter cows steady instance 4.00 higher,with slaughter bulls not as attractive as last week mostly steady instance 3.00-7.00 lower. Few feeder calves with no comparisons available. First week with cow calf pairs to test market good demand and several smaller packages bred heifers, few young cows and older cows.

Winter Livestock - La Junta CO
This Week: 7,297
Last Reported: 1,388
Last Year: 7,172
Trade activity and demand was good. Feeder steers sold mostly 1.00 to 3.00 higher with instances of sharply higher across all weight classes. Feeder heifers sold sharply higher across all weight classes. Boner slaughter cows of average dressing sold 2.00 lower while lean cows sold 4.00 higher. Slaughter bulls of average dressing sold 5.00 higher.

Beaver Livestock Auction Feeder Cattle - Beaver, OK
This Week: 8,869
Last Reported: 7,334
Last Year: 5,631
Compared to last sale: Feeder steers and heifers unevenly steady with a slightly lower undertone noted. Steer and heifer calves 2.00-7.00 higher. Quality ranged from plain to attractive, very few fancy. Demand moderate to good.

OKC West Livestock Auction - El Reno, OK
This Week: 1,600
Last Reported: 7,986
Last Year: 8,917
Compared to last week: Steer calves 10.00-15.00 higher. Heifer calves 4.00-6.00 higher. Cattle over 600lbs lightly test but a lower undertone noted. Demand moderate to good. Buyers continued to give it all for front-end cattle, but there was simply not a lot of that quality on offer.

Lonestar Stockyards - Wildorado, TX
This Week: 1,818
Last Reported: 1,023
Last Year: 1,390
Compared to last week: Top end steers that are light enough to be turned out back to grass traded mostly 5.00 to 10.00 higher. Good feeding type yearlings weighing over 800 pounds off the wheat traded mostly 1.00 to 5.00 lower. All other classes of steer and heifer calves sold mostly 10.00 to 20.00 lower. Quality was mixed, with increased buyer demand and trading activity noted on higher end cattle and replacement quality heifers. Slaughter cows and bulls traded mostly 2.00 to 4.00 higher.

Ozarks Regional Stockyards - West Plains MO
This Week: 1,428
Last Reported: 2,541
Last Year: 3,011
Compared to last week, feeder heifers sold 2.00-4.00 lower with feeder steers not well tested. Steer and heifers calves sold 4.00-8.00 lower. Peewee calves sold 10.00-15.00 higher. Demand was moderate on a light supply. The quality of the offering was average at best with buyers being very selective.

Mid-State Stockyards LLP - Letohatchee, AL
This Week: 862
Last Reported: 882
Last Year: 970
Compared to one week ago: Slaughter cows and bulls sold 1.00 to 4.00 lower. Replacement cows sold steady. Feeder cattle under 500 pounds sold sharply lower. Feeder cattle over 500 pounds sold 5.00 to 10.00 lower.

Calhoun Stockyard - Calhoun, GA
This Week: 412
Last Reported: 274
Last Year: 317
Compared to one week ago, slaughter cows and bulls 3.00 to 5.00 lower, feeder steers and bulls 5.00 to 12.00 lower, feeder heifers 5.00 to 10:00 lower, replacement cows mostly steady.

Blue Grass Stockyards - Lexington, KY
This Week: 907
Last Reported: 315
Last Year: 771
Compared to last Tuesday the feeder market was stronger in spots with a good quality offering. Feeder steers 400-600 lbs were 2.00 to 6.00 higher or greater in spots with a good supply and strong demand for long weaned and harder conditioned calves. Yearling steers appeared steady but with limited head to head comparisons. Feeder heifers 500 lbs and under were steady to 2.00 lower with a good supply, while the 500-650 lbs heifers were 4.00 to 6.00 higher with good demand. Slaughter cows were steady with a good supply and slaughter bulls were 2.00 to 4.00 higher with good demand.

Producers Livestock Auction - Salina, UT
This Week: 905
Last Reported: 966
Last Year: 1,101
Compared to the last report steers and heifers sold unevenly steady across all weights, breaker slaughter cows sold 8.00 higher, boning cows sold 1.00 higher, lean cows sold 4.00 lower, slaughter bulls sold 7.00 higher, demand was good with a moderate supply

Wednesday Auctions:

Hub City Livestock Auction - Aberdeen SD
This Week: 7,295
Last Reported: 4,984
Last Year: 7,205
Compared to last week: steers 650 to 699 lbs and 800 to 949 lbs 2.00 to 8.00 lower, 700 to 799 lbs and 950 to 999 lbs 10.00 to 15.00 lower. Heifers 550 to 599 lbs mostly steady, 600 to 749 lbs 15.00 to 20.00 lower. A very large offering of feeder cattle today met with moderate to good demand. Many loads, packages, and multiple loads of cattle, both home raised and backgrounded, most average to attractive in quality.

Bassett Livestock Auction - Bassett NE
This Week: 1,985
Last Reported: 5,670
Last Year: 0
No recent test of market for an accurate comparison a trend will not be given for steers or heifers. Demand was good with active internet bidding.

Huss Platte Valley Auction - Kearney NE
This Week:
Last Reported:
Last Year:
Report unavailable.

OKC West - El Reno OK
This Week: 6,587
Last Reported: 7,986
Last Year: 8,917
Compared to last week: Feeder steers 7.00-14.00 lower. Feeder heifers 7.00-10.00 lower except 600-700lbs 15.00 lower. Heifer quality was noticeably better than steer quality. CME futures were down [illegible] 9.00 lower slipped further after the futures closed, finishing 7.00-14.00 lower. Steer calves 10.00-15.00 higher. Heifer calves 4.00-6.00 higher. Calf demand moderate to good.

Clovis Livestock Auction - Clovis, NM
This Week: 1,644
Last Reported: 1,860
Last Year: 1,920
Compared to last weeks sale; Steer calves were not well tested. Feeder steers sold 10.00-20.00 lower with the exception of 700-750 lbs and 600-650 lbs being steady. Heifer calves sold unevenly steady while feeder heifers 600-750 lbs were 9.00-10.00 lower. Trade was moderately uneven on similar numbers.. Slaughter cows sold 2.00-4.00 higher and slaughter bulls were 6.00 higher.

Winter Livestock Feeder Cattle Auction - Dodge City KS
This Week: 3,383
Last Reported: 5,154
Last Year: 6,416
Compared to last week, steers over 700 lbs sold steady to sharply lower and heifers over 650 lbs sold 3.00 to 15.00 lower. Steers under 700 lbs and heifers under 650 lbs not well tested, even with good condition, calves sold sharply lower. Boning utility sold 3.00 to 4.00 higher and Lean utility sold steady to 6.00 higher.

Bloomfield Livestock Market - Bloomfield, IA
This Week: 1,078
Last Reported: 1,377
Last Year: 1,612
Compared to the sale two weeks ago, steers mostly sold 8.00 to 22.00 lower. Heifers sold with a lower undertone noted, although not well compared. Demand was good today and included internet bidding. Supply was moderate and included mostly smaller packages except one consignor who brought 143 head.

Springfield Livestock Auction - Springfield MO
This Week: 653
Last Reported: 598
Last Year: 2,088
Compared to last week, steers and heifers sold unevenly from 10.00 lower to 7.00 higher based on a limited test. Demand was moderate to good despite the futures board trending down throughout the day.

South Central Regional Stockyards - Vienna, MO
This Week: 1,087
Last Reported: 756
Last Year: 1,053
Compared to the last reported sale two weeks ago, feeder steers and heifers steady. Slaughter cows steady. Demand good to very good. Supply moderate. Several top grazing cattle again this week highlighted by 56 head of 509 lb steers @ 559.00.

Roanoke Stockyard - Roanoke AL
This Week: 732
Last Reported: 673
Last Year: 977
Compared to one week ago: Feeder steers sold 3.00 to 5.00 higher, feeder heifers sold 8.00 to 12.00 higher, feeder bulls sold 5.00 to 8.00 lower. Slaughter cows sold 10.00 to 15.00 lower, slaughter bulls sold 5.00 lower. Replacement cows and pairs sold mostly steady.

Blue Grass Stockyards - Albany KY
This Week: 507
Last Reported: 568
Last Year: 635
Compared to last week: Feeder steers under 500lbs sold steady with feeder steers over 500lbs 3.00 to 5.00 lower. Feeder heifers sold 5.00 to 7.00 lower. Slaughter cows and bulls sold steady.

Thursday Auctions:

Billings Livestock Commission Cattle Auction - Billings, MT
This Week: 561
Last Reported: 2,611
Last Year: 881
Compared to last sale (3-05-26): Feeder cattle were all too lightly tested to develop any market trend. Quality this week was mostly plain. Demand was mostly light to moderate for light offerings. Both quality and the volume of feeders on offer limited demand this week. Quality this week was mostly plain and offered in small groups or as singles. Market activity was slow to moderate this week.

Mitchell Livestock Auction – Mitchell SD
This Week: 1,879
Last Reported: 2,679
Last Year: 3,838
Compared to last week: Trend comparison not applicable. A lower undertone was noted on feeder steers. Heifers up to 700 lbs. on a steady to lower undertone, heifers 700 lbs. and up sold on a lower undertone. Demand was good. A few consigners did not come this week, due to board being lower.

Valentine Livestock Auction - Valentine NE
This Week: 3,830
Last Reported: 725
Last Year: 4,020
No recent test of market for an accurate comparison a trend will not be given for steers or heifers. Demand was good with several buyers and active internet bidding.

Apache Livestock Auction - Apache, OK
This Week: 1,399
Last Reported: 1,458
Last Year: 1,752
Compared to last week: Feeder steers and feeder heifers 10.00 to 20.00 lower. Steer calves 10.00 to 20.00 lower. Heifer calves 20.00 to 30.00 lower. Quality fair to average with moderate demand. Slaughter cows steady to 2.00 higher. Slaughter bulls 3.00 to 4.00 higher. A total of 207 cows and bulls sold with 53 percent going to packers.

Woodward Wtd Avg Cattle - Woodward OK
This Week: 2,479
Last Reported: 2,323
Last Year: 2,653
Compared to last week: Feeder steers and heifers 8.00 to 12.00 lower. Steer calves up to 20 lower. Heifer calves unevenly steady. Demand moderate. Quality average to plain with few fancy.

Winter Livestock Auction - Pratt KS
This Week: 4,481
Last Reported: 3,398
Last Year: 6,248
Compared to last week, feeder steers 500 lb to 1,000 lb sold 7.00 to 12.00 lower, however some 6-7 wts suitable for grazing sold nearly steady. Fleshy steers sold up to 20.00 lower. Feeder heifers 475 lb to 975 lb sold 5.00 to 12.00 lower. Demand was moderate. Slaughter cows sold steady to 2.00 higher. Slaughter bulls sold steady.

Farmers & Ranchers Livestock - Salina KS
This Week: 3,400
Last Reported: 2,267
Last Year: 4,215
Compared to last week, steers over 650 lbs sold steady to 10.00 lower and under 650 lbs sold steady to 8.00 higher, a couple instances of sharply higher. Heifers over 700 lbs sold steady to 6.00 higher under 700 lbs sold unevenly steady to weak. Several reputation heifers sold as replacements.

Cattleman's Livestock Auction - Dalhart TX
This Week: 1,797
Last Reported: 1,174
Last Year: 3,010
Compared to last week: There were few comparable sales to trend, but there was a definite lower undertone. Steers weighing 800-900 pounds made the most definite gains, bringing 11.00-16.00 higher. Healthy, thin fleshed calves coming off of wheat seem to be the highest in demand. Slaughter cattle sold slightly higher this week with average to high yielding boner cows bringing 5.00-9.00 higher. Sale activity was moderate on moderate demand.

Producers Livestock Cattle Auction - San Angelo, TX
This Week: 486
Last Reported: 323
Last Year: 659
Compared to last week, feeder cattle overall sold on a light test due to light receipts last week; however, a

Steady to lower cash bids for feeder steers while a weak undertone was noted for feeder bulls and feeder heifers. Slaughter cows sold uneven; more and steadier bulls sold 2.00 to 3.00 lower, which brought cutter bulls $2.00 to 1.00 higher. Slaughter bulls sold on a light test, though a weak undertone was noted. Buyer demand was good.

Rent Cattle Livestock Market - New Carlisle, OH
This Week
Last Week
Last Year
Last Report
Steady to lower cash bids for feeder steers and heifers. Feeder bulls sold 2.00 to 3.00 lower. Slaughter cows sold 2.00 to 3.00 higher. Slaughter bulls sold on a light test, though a weak undertone was noted. Buyer demand was good.

Bluegrass Stockyards South - Stanford KY
This Week 1,100
Last Report 1,124
Last Year 2,036
Steady to lower on Thursday. Feeder steers under 600 lbs already higher; over 600 lbs 6.00-12.00 lower. Feeder heifers sold 2.00 to 5.00 higher. Feeder bulls sold 2.00 to 5.00 higher. Slaughter cows sold steady to mostly 2.00 higher. Slaughter bulls sold 2.00 higher. Slaughter calves and bulls steady. Good demand for slaughter classes.

Farlin Stockyards - Paris KY
This Week 1,000
Last Report 1,124
Last Year 2,036
Steady to lower on Thursday. Feeder steers sold 3.00 to 5.00 higher. Feeder heifers sold 1.00 to 3.00 higher. Feeder bulls sold 2.00 to 5.00 higher. Slaughter cows sold steady to mostly 2.00 higher. Slaughter bulls sold 2.00 higher. Slaughter calves and bulls steady. Good demand for slaughter classes.

Tazewell Livestock Auction - Tazewell, MN
This Week 1,000
Last Report 1,124
Last Year 900
Steady on Thursday, uneven and feeder calves steady to a light lower. Slaughter cows 2.00-6.00 lower. Slaughter bulls steady to a light lower. Trade active with good demand.

= Extension U.S. Canadian Auction Results are available on The Cattle Range

^ Contents

Direct Sales of Feeder & Slaughter Cattle... Click cow or sales name for report

Colorado Direct Cattle Report
This Week 3,386
Last Report 2,000
Last Year 3,431
Steady to lower. Not enough current FOB trades to establish a trend. Demand moderate. Supply moderate. 100% Feeder Cattle (8% Steers, 2% Heifers). Feeder cattle supply over 600 lbs was 100% Steers. Feeder cattle supply under 600 lbs was 100% Heifers. Comment reported this week originated from CO, NM, SD, NE, WY, KS, OK, TX, MO, IA, IL, MN, WI, MI, OH, PA, NY, VT, NH, ME.

Eastern Cornbelt Direct Cattle Report (ILINNINOHWI)
This Week 1,117
Last Report 1,117
Last Year 1,150
Steady on feeder cattle. Feeder cattle for current FOB and forward. Demand moderate despite limited numbers. Buyers were cautious because of the highly volatile futures markets. Supply included: 100% Feeder Cattle (0% Steers, 100% Heifers). Feeder cattle supply over 600 lbs was 100% Heifers. Feeder cattle supply under 600 lbs was 100% Heifers. Comment reported this week originated from IL, IN, OH, MI, WI.

Kansas Direct Feeder Cattle Report
This Week 3,342
Last Report 2,000
Last Year 1,810
Steady on feeder cattle. Feeder steers traded steady. Feeder heifers traded mostly 5.00 lower. Buyer demand was moderate to good. Supply included: 22% Feeder Cattle (70% Steers, 30% Heifers). Feeder cattle supply over 600 lbs was 100% Steers. Feeder cattle supply under 600 lbs was 100% Heifers. Feeder cattle supply after a 5% shrink or equivalent, with a 4.0 and older HBS fat, and 31.00 and older HBS. Comment reported this week originated from KS, OK, TX.

Northeast Direct Cattle Report (MAINEDNYVT)
This Week 300
Last Report 1,000
Last Year 5,011
Steady on feeder. Not enough current trades to establish a trend. Demand moderate. Supply included: 100% Feeder Cattle (50% Steers, 50% Heifers). Feeder cattle supply over 600 lbs was 100% Steers. Feeder cattle supply under 600 lbs was 100% Heifers. Feeder cattle supply after a 5% shrink or equivalent, with a 4.0 and older HBS fat, and 31.00 and older HBS. Comment reported this week originated from NY, VT, NH, ME.

Oklahoma Direct Cattle Report
This Week 2,014
Last Report 1,000
Last Year 3,011
Steady on feeder. Feeder steers and heifers 5.00-7.00 lower. Demand moderate. Supply included: 100% Feeder Cattle (50% Steers, 50 1% Heifers). Feeder cattle supply over 600 lbs was 100% Steers. Feeder cattle supply under 600 lbs was 100% Heifers. Feeder cattle supply after a 5% shrink or equivalent, with a 4.0 and older HBS fat, and 31.00 and older HBS. Comment reported this week originated from OK.

Southeast Direct Cattle Report (ALARKFLGAMSNCTN)
This Week 1,000
Last Report 900
Last Year 1,000
Supply included: 100% Feeder Cattle (50.0% Steers, 50.0% Heifers). Feeder cattle supply over 600 lbs was 100% Steers. Feeder cattle supply under 600 lbs was 100% Heifers. Feeder cattle supply after a 5% shrink or equivalent, with up to a 2.0 and older HBS fat, and up to a 30.0 and older HBS fat. Comment reported this week originated from AR.

Great Lakes Direct Cattle Report (MICHOHIN)
This Week 1,000
Last Report 1,000
Last Year 1,000
Steady on feeder and calves not established this week. Demand moderate.

Texas Direct Cattle Report
This Week 4,000
Last Report 3,000
Last Year 3,000
Steady on feeder and current FOB steers and heifers sold 2.00 to 5.00 lower. Demand was moderate with many sellers backing out of market. This FOB cattle trends moved in the red most of the week with feeder cattle supply over 600 lbs was 100% Steers. Feeder cattle supply under 600 lbs was 100% Heifers. Feeder cattle supply over 600 lbs was 90% Unless otherwise noted. Feeder Cattle prices FOB based on net weights after a 5 PC shrink or equivalent, with up to a 2.0 and older HBS fat and up to a 30 and older HBS fat. Comment reported this week originated from OK, TX.

Wyoming Nebraska Direct Cattle Report
This Week 1,000
Last Report 1,000
Last Year 1,000
Direct trading was up a standard this week

= Extension U.S. Canadian Auction Results are available on The Cattle Range

^ Contents

USDA Weekly Hog Reports *Click on links for detailed report*

- Alabama
- California
- Colorado
- Georgia
- Iowa
- Kansas
- Missouri
- Montana
- Nebraska
- New Mexico
- Oklahoma
- Oregon
- South Dakota
- Texas
- WASHINGTON-Boise Basin
- Wyoming

Although all information is from sources believed to be accurate & reliable, The Cattle Range assumes no liability or responsibility, expressed or implied, as to the accuracy of any of the contents provided and shall not be liable for decisions made or actions taken based on information provided on this website.

Copyright © 2006 - The Cattle Range - All Rights Reserved